

Single Digit Addition for Kindergarten

Print out these worksheets to give your kindergarten students some quick one-digit addition practice!



Table of Contents

Sports Math
Animal Picture Addition
Adding Up To 10
Addition: Ocean Math
Fish Addition
Addition: Fruit Math
Adding With a Number Line
Addition and Subtraction for Kids
The Froggie Math Game
Pirate Math
Addition: Circus Math
Animal Addition Practice
Color & Add
Insect Addition
One Digit Fairy Addition
Easy Addition
Very Nutty!
Ice Cream Math






Sports Math


How many of each picture do you see? Add them up and write the number in the box!

5

3




+




=

5

5




+




=

6

3



+




=

Animal Addition


Add together the animals that are in each box and write your answer in the box to the right.




$2+2=$



$2+3=$



$2+1=$



$2+4=$



Adding Balloons : Up to 10!



Solve the addition problems below!

1.

$$\begin{array}{r} 4 \\ + 2 \\ \hline \end{array}$$



2.

$$\begin{array}{r} 6 \\ + 1 \\ \hline \end{array}$$




3.

$$\begin{array}{r} 5 \\ + 2 \\ \hline \end{array}$$



4.

$$\begin{array}{r} 3 \\ + 3 \\ \hline \end{array}$$



5.

$$\begin{array}{r} 4 \\ + 0 \\ \hline \end{array}$$



6.

$$\begin{array}{r} 5 \\ + 4 \\ \hline \end{array}$$



7.

$$\begin{array}{r} 6 \\ + 3 \\ \hline \end{array}$$



8.

$$\begin{array}{r} 7 \\ + 3 \\ \hline \end{array}$$






Ocean Math

How many of each picture do you see? Add them up and write the number in the box!


3

2



1

3








3

3




What pretty FISH!

How many pictures do you see? Add them up.






				

 +



				

 =

--






				

 +




				

 =

--






				

 +





				

 =

--






				

 +






				

 =

--

 +

 =

--




Fruit Math


How many of each picture do you see? Add them up and write the number in the box!

10

2




+




=

8

3




+




=

6

7




+



=

Number Line

Use the number line to find the answer to each problem. Look at the first number in the problem. Put your pencil on that number on the number line. Look at the second number in the problem. Move your pencil to the right that many numbers on the number line to find the answer.



① $4 + 2 = \underline{\quad}$

② $0 + 5 = \underline{\quad}$

③ $1 + 6 = \underline{\quad}$

④ $7 + 3 = \underline{\quad}$

⑤ $5 + 4 = \underline{\quad}$

⑥ $1 + 9 = \underline{\quad}$

⑦ $8 + 2 = \underline{\quad}$

⑧ $4 + 0 = \underline{\quad}$

⑨ $6 + 3 = \underline{\quad}$


⑩ $3 + 3 = \underline{\quad}$

⑪ $2 + 3 = \underline{\quad}$

⑫ $2 + 7 = \underline{\quad}$

Number Line

Use the number line to find the answer to each problem. Look at the first number in the problem. Put your pencil on that number on the number line. Look at the second number in the problem. Move your pencil to the right that many numbers on the number line to find the answer.



① $0 + 9 = \underline{\quad}$

② $4 + 3 = \underline{\quad}$

③ $6 + 4 = \underline{\quad}$

④ $1 + 3 = \underline{\quad}$

⑤ $2 + 5 = \underline{\quad}$

⑥ $5 + 5 = \underline{\quad}$

⑦ $1 + 8 = \underline{\quad}$

⑧ $3 + 0 = \underline{\quad}$

⑨ $5 + 3 = \underline{\quad}$

⑩ $2 + 6 = \underline{\quad}$

⑪ $7 + 2 = \underline{\quad}$

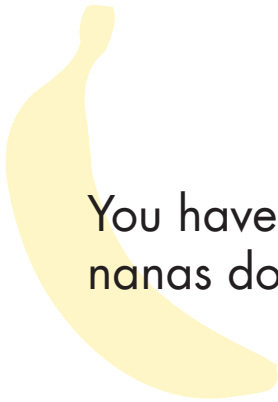
⑫ $4 + 5 = \underline{\quad}$

Addition and Subtraction

Directions: Can you solve these produce word problems? Try drawing pictures to help figure out what the answer is!



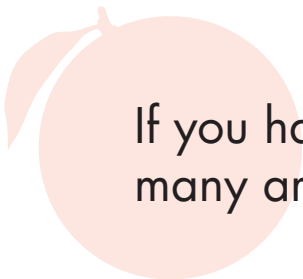
If you needed **3** apples for a pie and **4** apples for juice, how many apples do you need to buy?



You have **2** bananas. You need **1** more. How many bananas do you need altogether?




If you were carrying **10** strawberries, and **3** fell on the ground, how many would you have left in your bag?



If you have **6** oranges and you decide to put **5** back, how many are you left with?

★ FROGGIE



FINISH

5

2

1

0

4



6

0

1

3

5

5


1

3

9

4


8



2


5

0



START

Math Game ★



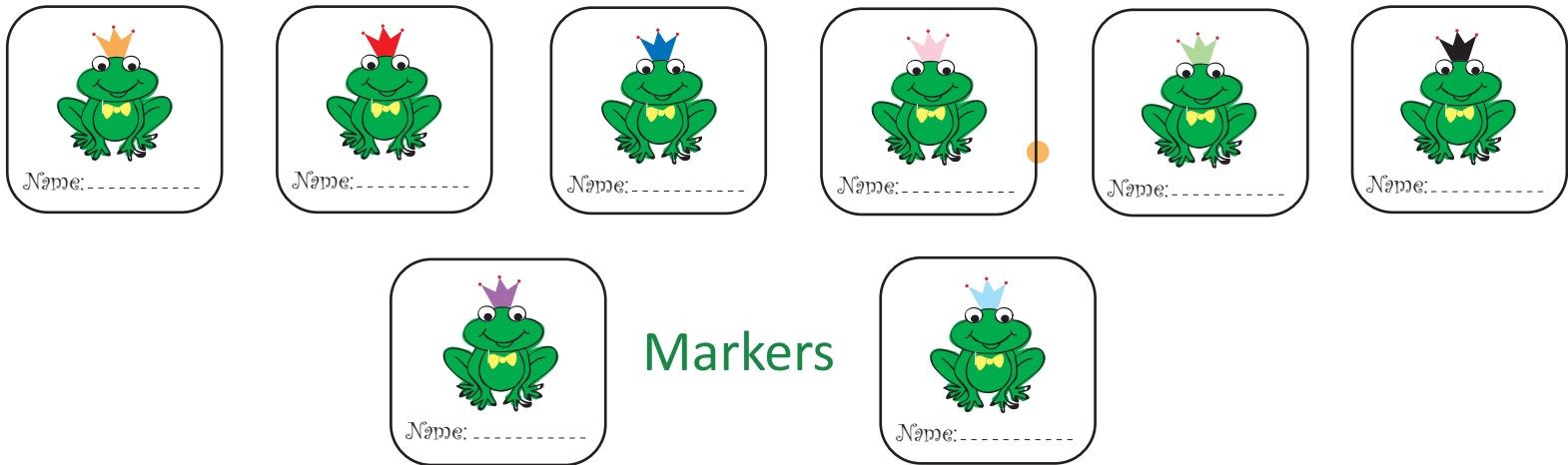
★ Froggie Math Game ★

Object Of The Game : Adding up the numbers to help the FROG PRINCE meet his PRINCESS!

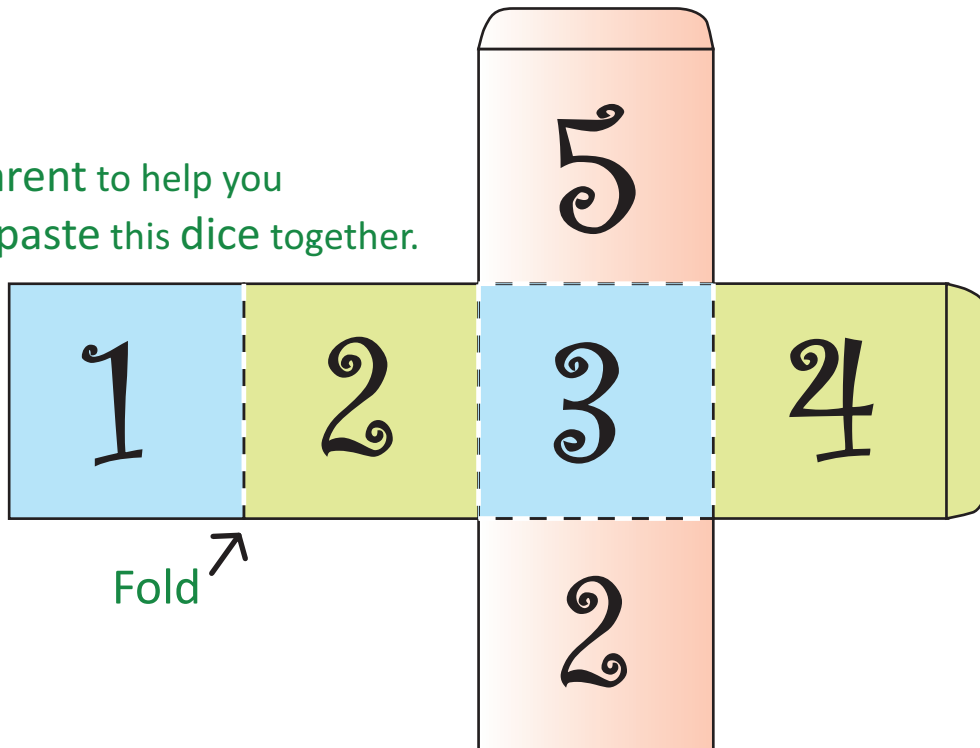
1. Cut out the Froggie markers and the dice with the help of a parent. Paste the dice together.
Please note: Game pieces work best when printed on thicker paper.
2. Choose your froggie marker and write your name on it.
3. Roll the dice and move the marker according to the number on the dice.
4. Add the number on the dice with the number on the space where your marker lands.
5. If you add the numbers correctly, the marker stays on that space. If not, go back to your last space!
6. The first person to reach Finish wins!

Variations to the game:

1. Subtract one from the the number on the space where your marker lands.
2. Double the number on the space where your marker lands.





Ask a parent to help you
cut and paste this dice together.







PIRATE MATH







AHOY! I'm Pirate Billy. Will you help me count up my treasure? It's easy! How many of each picture do you see? Add them up and write the number in the box.



$$3 + 1 = \square$$




$$4 + 2 = \square$$




$$5 + 3 = \square$$


$$5 + 4 = \square$$


$$8 + 2 = \square$$


$$4 + 3 = \square$$


$$6 + 4 = \square$$


$$5 + 5 = \square$$




Circus Math

How many of each picture do you see? Add them up and write the number in the box!

1




+

1




=

2




+

2




=

2



+

1




=

Animals

Addition +


Add together the animals that are in each box and write your answer in the box on the right.

1




$$\begin{array}{r} 2 \\ +2 \\ \hline \end{array}$$

2




$$\begin{array}{r} 3 \\ +3 \\ \hline \end{array}$$

3



$$\begin{array}{r} 2 \\ +2 \\ \hline \end{array}$$

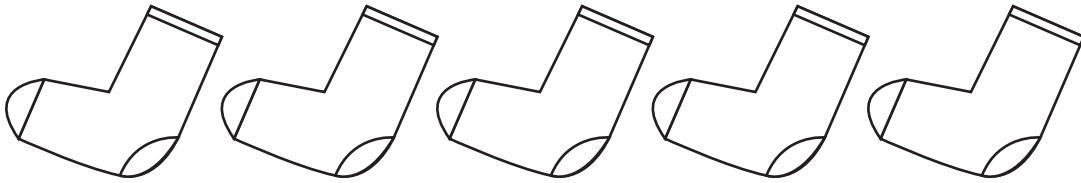
4



$$\begin{array}{r} 4 \\ +4 \\ \hline \end{array}$$

Addition & Coloring


Color and count to find the sum of the pictures below.



Color 2 socks blue.

How many white socks are left? _____

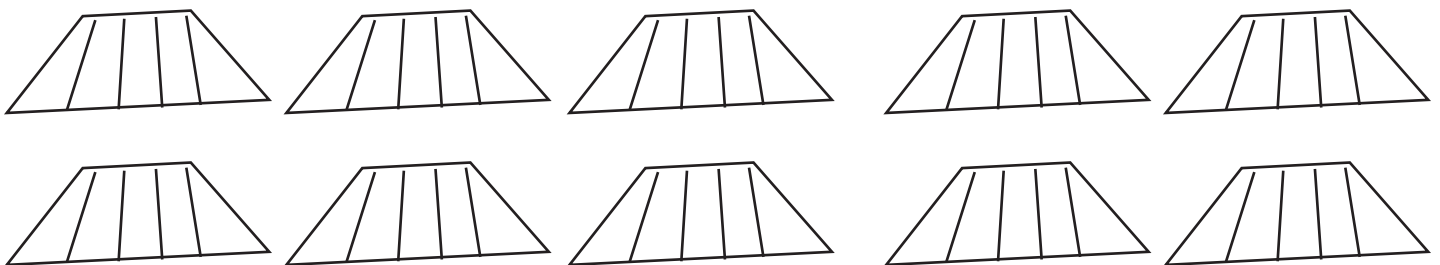
_____ blue socks + _____ white socks = _____ socks



Color 5 shirts orange.

How many white shirts are left? _____

_____ orange shirts + _____ white shirts = _____ shirts




Color 3 skirts red.


How many white skirts are left? _____


_____ red skirts + _____ white skirts = _____ skirts

Addition


Count up the critters to complete each addition problem. Then trace the numbers and write your answers in the empty box.



 $+$ $=$


 $+$  $=$



 $+$ $=$

 $+$  $=$

 $+$ $=$

 $+$  $=$

 $+$ $=$

 $+$  $=$



Fairy Addition

Add together the numbers below
and write down how many there are!



$$\begin{array}{r} 2 \\ + 2 \\ \hline \end{array}$$

$$\begin{array}{r} 2 \\ + 3 \\ \hline \end{array}$$

$$\begin{array}{r} 3 \\ + 4 \\ \hline \end{array}$$

$$\begin{array}{r} 4 \\ + 1 \\ \hline \end{array}$$

$2 + 3 =$

$3 + 2 =$

$4 + 1 =$

$3 + 4 =$

How many fairies are there all together?



Draw to Add


Follow the directions to add more objects.
Then count them up to answer the questions.

Draw 4 more stars.




Now there are _____ stars.

Draw 6 more jellybeans.



Now there are _____ jellybeans.

Draw 2 more envelopes.



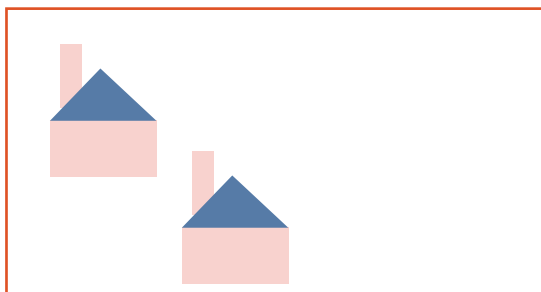
Now there are _____ envelopes.

Draw 3 more donuts.



Now there are _____ donuts.


Draw 1 more house.


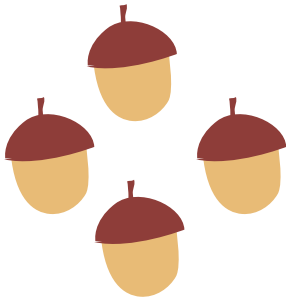


Now there are _____ houses.



Very Nutty Counting!


Count up the nuts for Mr. Squirrel!



 $+$  $=$ _____

 $+$  $=$ _____

 $+$  $=$ _____

 $+$  $=$ _____

Ice Cream in a Bowl

The bowls are missing their ice cream! Cut out the ice cream on the dotted lines. Paste them into the bowls below to match the numbers.

