



# HANDWRITING WORKSHEETS



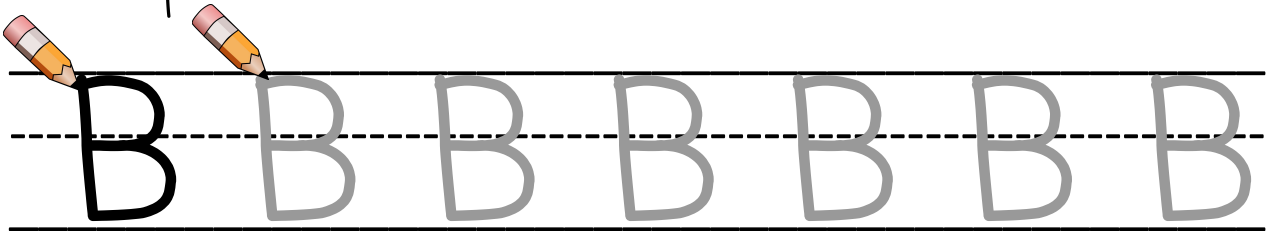
# Contents

- 1: Copy the Capitals
- 2: Copy the Words
- 3: Writing Sentences
- 4: Describe the Scene
- 5: Rhyming Words

# Copy the Capitals

Trace each capital letter with your pencil and then copy it onto the lines to practise your handwriting.

Example:



Now it's your turn:

C

H

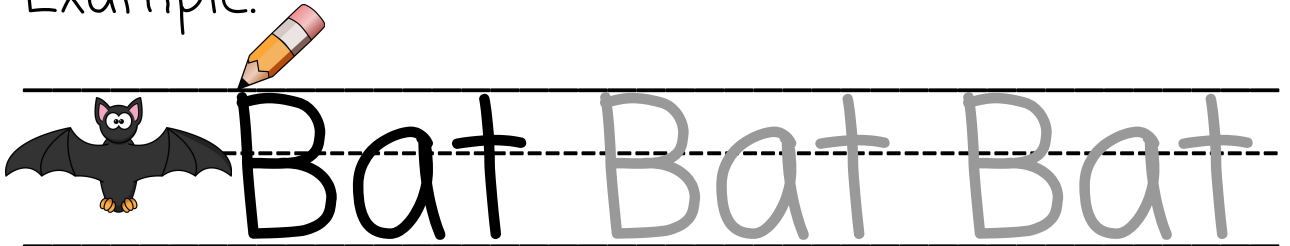
M

R

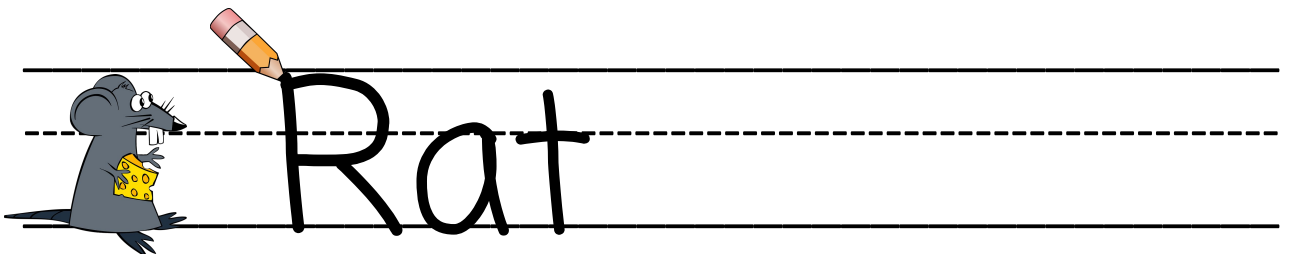
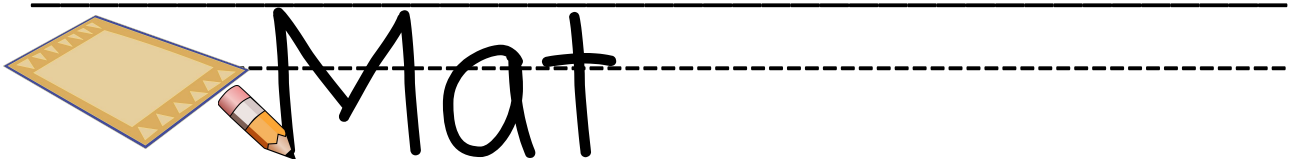
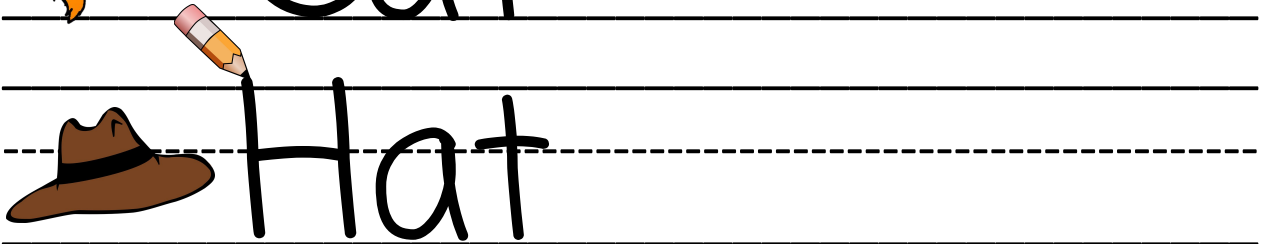
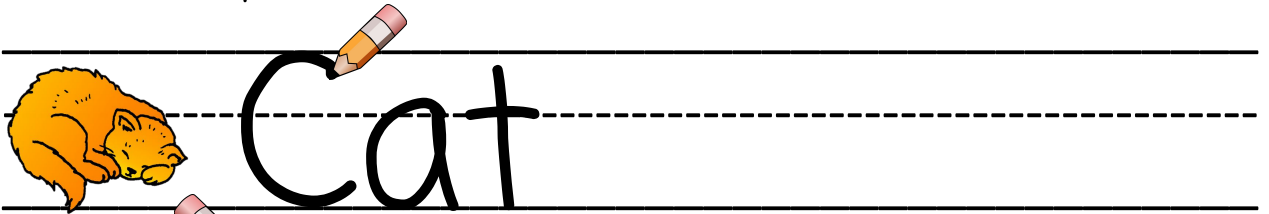
# Copy the Words

Trace the word with your pencil and then copy it onto the lines to practise your handwriting.

Example:



Now it's your turn:



# Writing Sentences

Can you copy the sentences below using your best handwriting?

Read the sentence:

The rat wears  
a sun hat.

Copy the sentence:

Handwriting practice lines consisting of solid top and bottom lines with a dashed middle line, repeated twice.

# Writing Sentences

Read the sentence:

The cat sleeps  
on the mat.

Copy the sentence:

\_\_\_\_\_

\_\_\_\_\_

\_\_\_\_\_

\_\_\_\_\_

\_\_\_\_\_

\_\_\_\_\_

# Writing Sentences

Read the sentence:

The bat has  
a pet cat.


Copy the sentence:

Handwriting practice lines for copying the sentence. Each line set consists of a solid top line, a dashed middle line, and a solid bottom line.

# Describe the Scene

Using the words you have practised, can you write a sentence to describe the scene below?  
The words to include in your sentence are:

**Bat Cat Hat Mat Rat**



---

---

---

---

---

---

---

---

---

---




# Rhyming Words

How many words do you know that rhyme with the word 'Cat'?

Use the space below to write as many words as you can think of!

Words that rhyme with cat:



# Copyright Notice

This resource is licensed under the [Creative Commons Attribution-NonCommercial 4.0](https://creativecommons.org/licenses/by-nc/4.0/) International license.

You are free to:

- **Share** – copy and redistribute the material in any medium or format
- **Adapt** – remix, transform, and build upon the material

Under the following terms:

- **Attribution** – You must give appropriate credit, provide a link to the license, and indicate if changes were made. You may do so in any reasonable manner, but not in any way that suggests the licensor endorses you or your use.
- **NonCommercial** – You may not use the material for commercial purposes.

For more information on this license, visit the following link:

<http://creativecommons.org/licenses/by-nc/4.0/>

If you are a Pro Teacher member on KidsKonnnect and wish to distribute this resource to other teachers in your school, **please consider upgrading to the [Classroom Plan](#)** which allows our resources to be used in an unlimited number of classrooms and helps to support KidsKonnnect as we create more high quality teaching resources at our very low prices.

Thank you!

# Thank you!

Thank you so much for purchasing and downloading this resource.

We hope it has been useful for you in the classroom and that your students enjoy the activities..

For more teaching resources like this, don't forget to [come back](#) and download the new material we add every week!

Thanks for supporting KidsKonnnect. We can provide teachers with low-cost, high-quality teaching resources because of our loyal subscribers and hope to serve you for many years to come.

- The Entire KidsKonnnect Team :)