

A FREE RESOURCE PACK FROM EDUCATIONCITY

---

# Introduction to French



**French**



**School Worksheets**



**Suitability**

# Introduction to French Worksheets

## What Does This Pack Include?




This pack has been created by teachers, for teachers. In it, you'll find high quality Activity Sheets and Answer Sheets, which look at general French greetings, numbers, colours, family names, days of the week, and school and sports vocabulary to gently introduce children to the French language.

PHOTO DE FAMILLE	
<b>Learning Objective:</b> Oracy Listen attentively to the members of the family vocabulary and show understanding by joining in and responding.	<ul style="list-style-type: none"><li>• Activity Sheet</li><li>• Activity Sheet with Answers</li></ul>
ROUGE DE MONET	
<b>Learning Objective:</b> Oracy Listen attentively to vocabulary for colours and show understanding by joining in and responding.	<ul style="list-style-type: none"><li>• Activity Sheet</li><li>• Activity Sheet with Answers</li></ul>
STYLO DORÉ	
<b>Learning Objective:</b> Oracy Listen attentively to classroom vocabulary and show understanding by joining in and responding.	<ul style="list-style-type: none"><li>• Activity Sheet</li><li>• Activity Sheet with Answers</li></ul>
UN, DEUX, TROIS SURPRISE!	
<b>Learning Objective:</b> Oracy Listen attentively to number vocabulary (1-12) and show understanding by joining in and responding.	<ul style="list-style-type: none"><li>• Activity Sheet</li><li>• Activity Sheet with Answers</li></ul>
UNE VINGTAINE	
<b>Learning Objective:</b> Oracy Listen attentively to number vocabulary (0-21) and show understanding by joining in and responding.	<ul style="list-style-type: none"><li>• Activity Sheet</li><li>• Activity Sheet with Answers</li></ul>
ROUGE ADORÉ	
<b>Learning Objective:</b> Oracy Speak in sentences to express likes and dislikes, using familiar vocabulary, phrases and basic language structures.	<ul style="list-style-type: none"><li>• Activity Sheet</li><li>• Activity Sheet with Answers</li></ul>
CHÂTEAU HANTÉ	
<b>Learning Objective:</b> Knowledge about Language Explore the patterns and sounds of language through songs and rhymes and link the spelling, sound and meaning of words.	<ul style="list-style-type: none"><li>• Activity Sheet</li><li>• Activity Sheet with Answers</li></ul>
PRINTABLES	
Greetings	
Days of the Week	
Months of the Year	
Numbers	
Family	
Colours	
Sports	

# Introduction to French Worksheets (Continued)

## Other Resources Linking to the Theme

Before deciding what to include in your lesson, check out our online content relating to French too. It's simple to find, just enter the number into EducationCity's Search tool!

Learn Screens: Introduce or Reinforce a New Concept	Topic Tools: Explore Concepts as a Class	Activities: Educational Content
<b>Photo de Famille</b> Content ID: 12677	<b>Qu'est-ce que c'est?</b> Content ID: 1896	<b>Pocket Money</b> Content ID: 610
		
Introduce your family and learn about other people's families with our interactive Learn Screen.	Introduce or test vocabulary with our flash cards. There are a whole range of topics included!	Test out your students' understanding of classroom vocabulary, using the question format Qu'est-ce que c'est?

## Enjoyed these resources?


Why not start a free trial of the full EducationCity resource and see what else we can offer you online and in terms of printables?

Email us at [trials@educationcity.com](mailto:trials@educationcity.com)  
or call us on +44 (0)1572 725080!



Name: \_\_\_\_\_ Class: \_\_\_\_\_

Tu vas aider Klara à reconnaître les membres de la famille de Rosa.



mere


cousin

oncle

cousine

mère

Tu vas aider Klara à reconnaître les membres de la famille d'Emma.



grandmère

père

frère cadet

grandpère

frère aîné

Remplis cette grille.



Français	Anglais
père	father
mère	aunt
belle-sœur	step-father



Name: \_\_\_\_\_ Class: \_\_\_\_\_

Tu vas aider Klara à reconnaître les membres de la famille de Rosa.

oncle

cousine

mere

cousin

oncle

cousine

cousin

mère

Tu vas aider Klara à reconnaître les membres de la famille d'Emma.

grandmère

père

frère cadet

grandpère

frère aîné

Remplis cette grille.

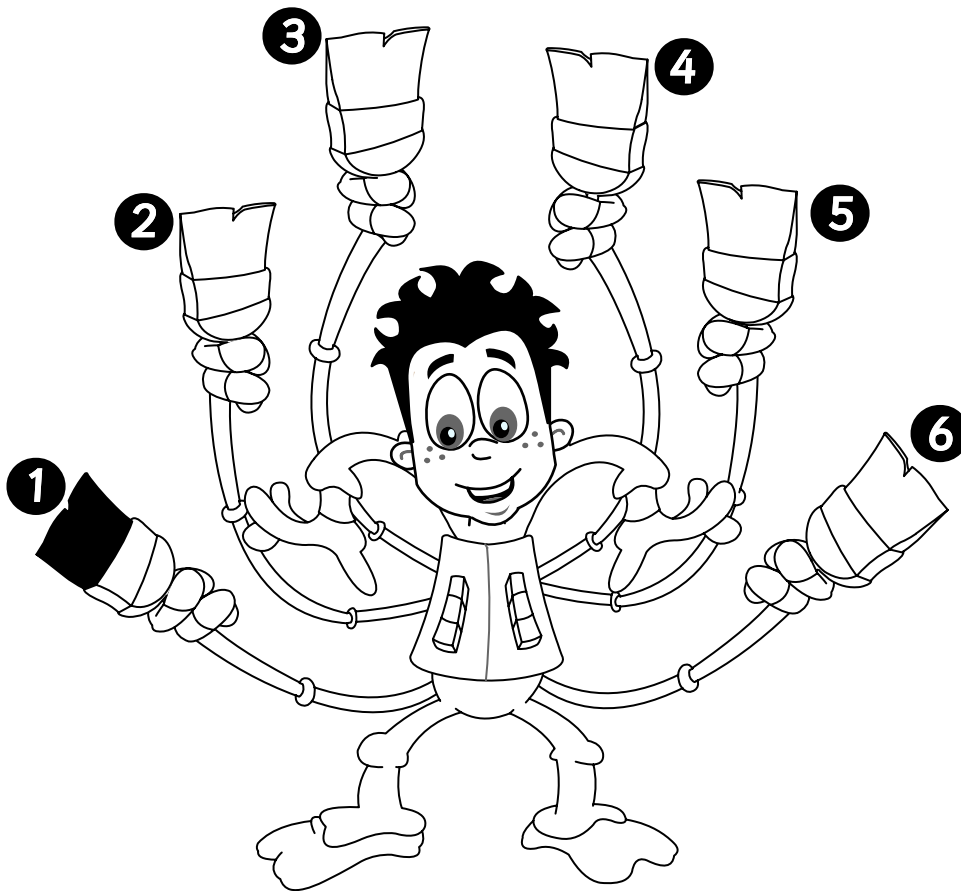


Français	Anglais
père	father
tante	aunt
mère	mother
beau-père	step-father
belle-sœur	step-sister



Name: \_\_\_\_\_ Class: \_\_\_\_\_


Manu va peindre! Et maintenant, il a une machine avec six pinceaux!  
Aide-le avec les couleurs - colorie chaque pinceau avec la bonne couleur.



- 1 noir
- 2 violet
- 3 jaune
- 4 marron
- 5 rouge
- 6 vert

Et maintenant, voici Emma. Elle a seulement quatre pinceaux.

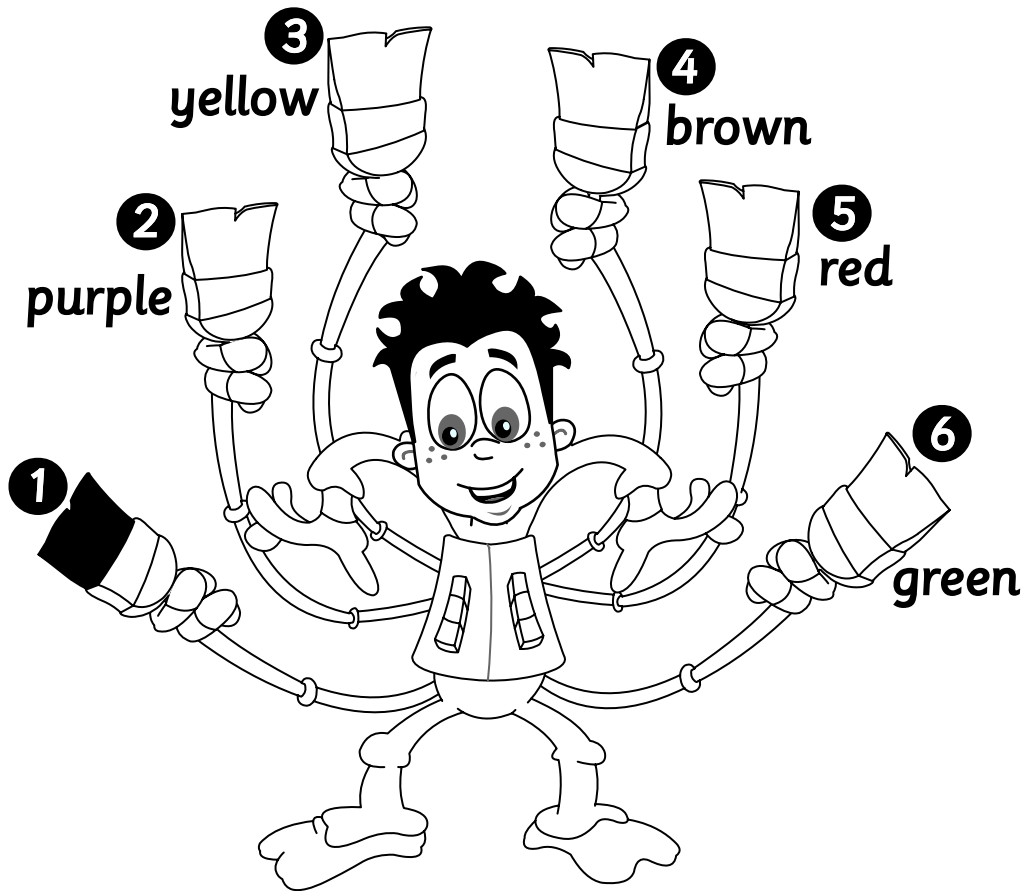
- 7 gris
- 8 bleu
- 9 rose
- 10 orange





Name: \_\_\_\_\_ Class: \_\_\_\_\_


Manu va peindre! Et maintenant, il a une machine avec six pincesaux!  
Aide-le avec les couleurs - colorie chaque pinceau avec la bonne couleur.



- ① noir
- ② violet
- ③ jaune
- ④ marron
- ⑤ rouge
- ⑥ vert

Et maintenant, voici Emma. Elle a seulement quatre pincesaux.

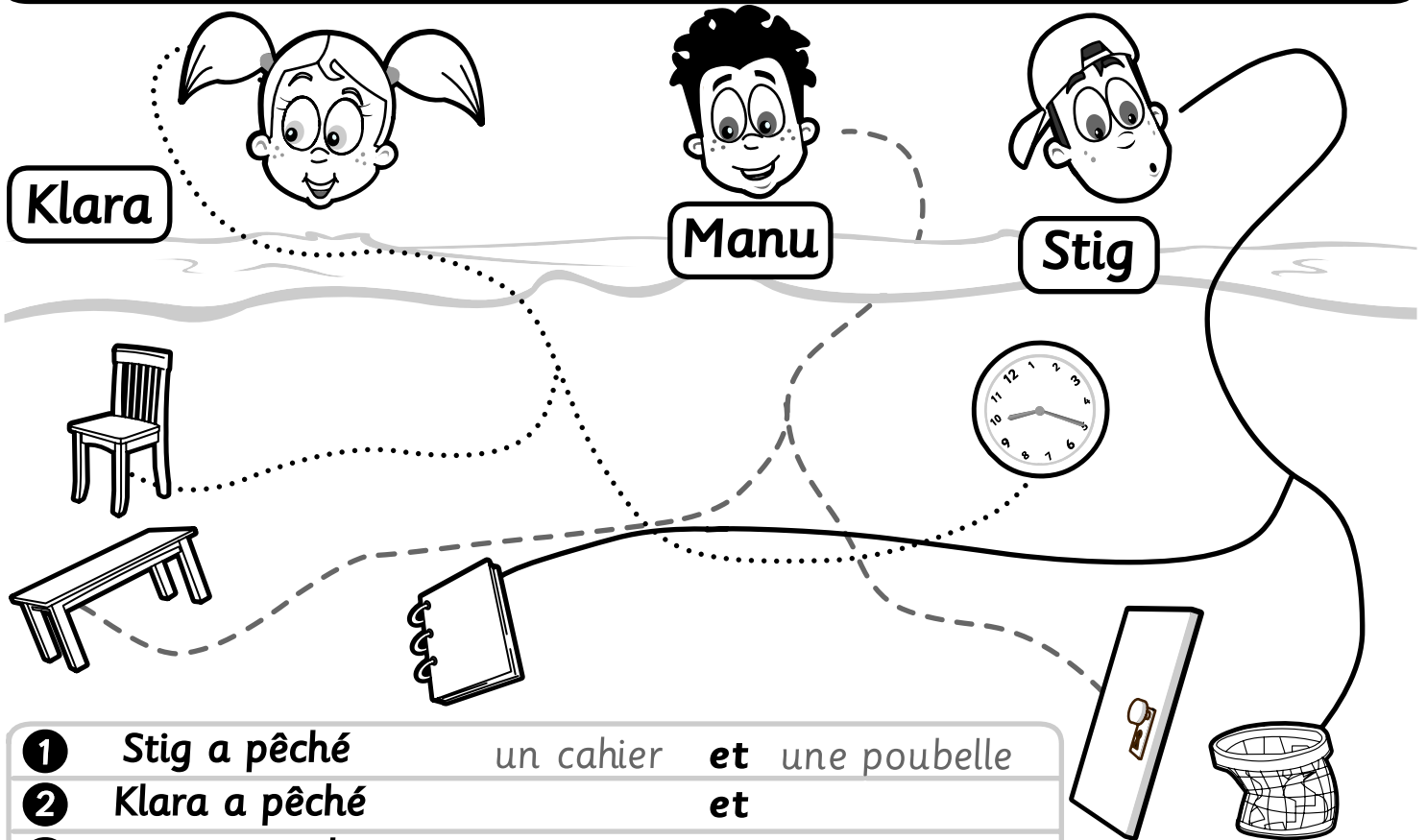
- ⑦ gris
- ⑧ bleu
- ⑨ rose
- ⑩ orange





Name: \_\_\_\_\_ Class: \_\_\_\_\_

Complète les phrases...




- |   |               |           |    |              |
|---|---------------|-----------|----|--------------|
| 1 | Stig a pêché  | un cahier | et | une poubelle |
| 2 | Klara a pêché |           | et |              |
| 3 | Manu a pêché  |           | et |              |


une chaise    une porte    ~~un cahier~~    ~~une poubelle~~    une horloge    une table

Voici les troussees de nos deux amis – mais elles sont vides! Dessine les affaires dans chaque trousse!

Dans sa trousse,  
Stig a:  
~~un crayon~~  
un feutre  
une règle



Dans sa trousse,  
Sten a:  
un stylo  
des ciseaux  
une gomme

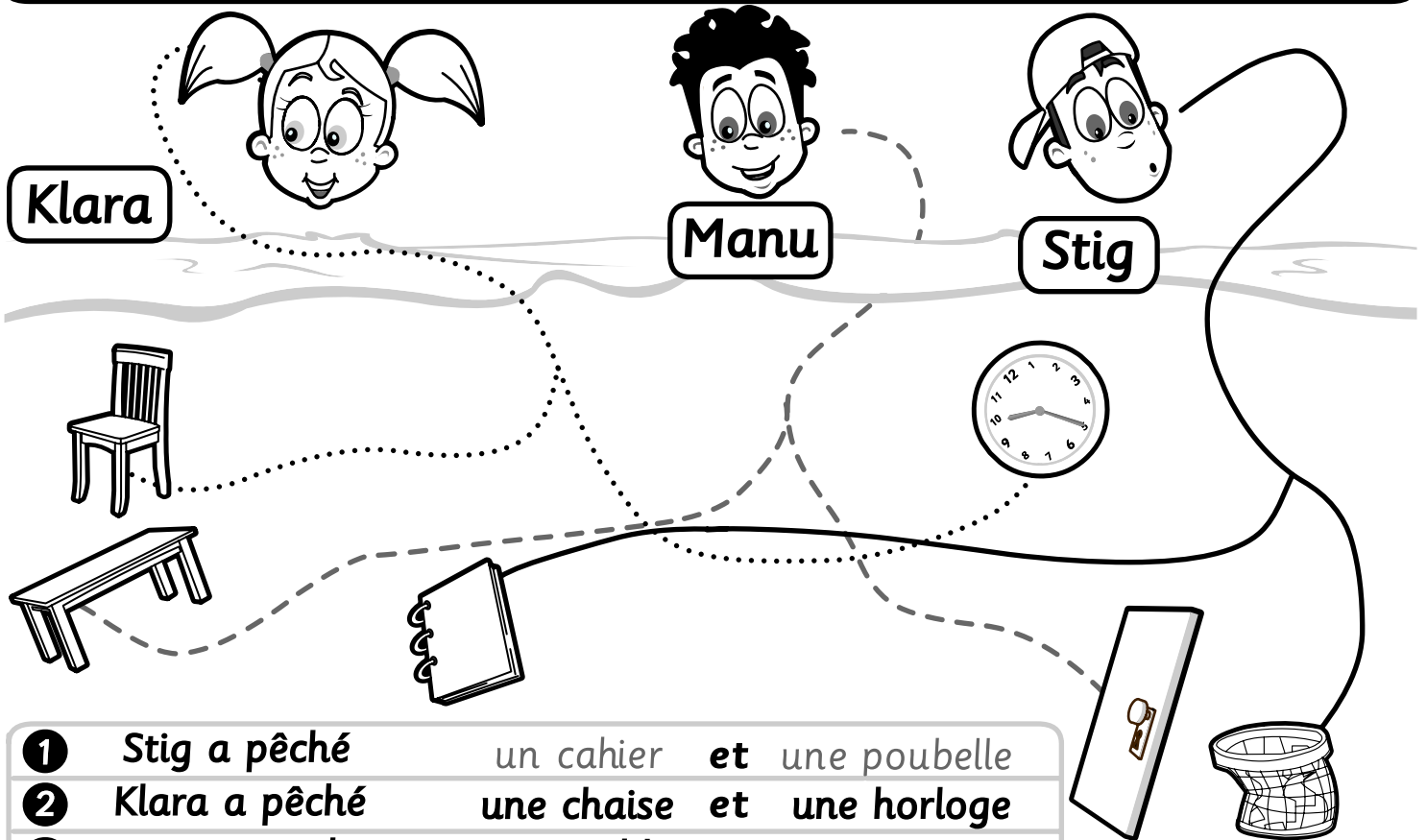






Name: \_\_\_\_\_ Class: \_\_\_\_\_

Complète les phrases...



- |   |               |            |    |              |
|---|---------------|------------|----|--------------|
| 1 | Stig a pêché  | un cahier  | et | une poubelle |
| 2 | Klara a pêché | une chaise | et | une horloge  |
| 3 | Manu a pêché  | une table  | et | une porte    |

une chaise    une porte    ~~un cahier~~    ~~une poubelle~~    une horloge    une table

Voici les troussees de nos deux amis – mais elles sont vides! Dessine les affaires dans chaque trousse!

Dans sa trousse,  
Stig a:  
~~un crayon~~  
un feutre  
une règle

A marker  
A ruler

Stig

Dans sa trousse,  
Sten a:  
un stylo  
des ciseaux  
une gomme

A pen  
Scissors  
A rubber

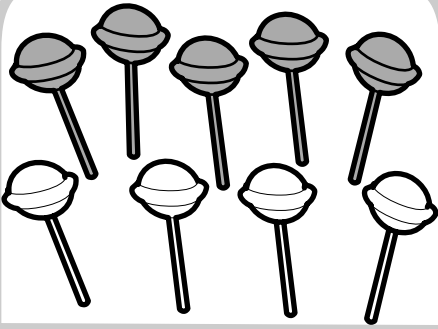
Sten




Name: \_\_\_\_\_ Class: \_\_\_\_\_

1	2	3	4	5	6	7	8	9	10	11	12
un	deux	trois	quatre	cinq	six	sept	huit	neuf	dix	onze	douze


Colorie le nombre d'objets que Sten veut.



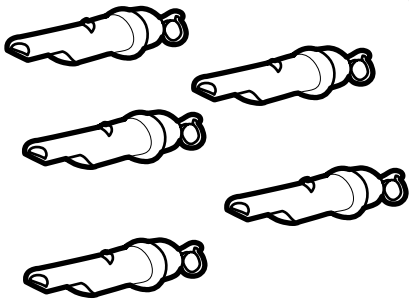
Sten en veut cinq.




Sten en veut trois.




Sten en veut six.



Sten en veut deux.



Sten en veut quatre.



Sten en veut un.

Aide Sten à faire des maths.

❶ six + six = douze


❺ sept + trois = \_\_\_\_\_

❷ neuf - un = \_\_\_\_\_

❻ douze - cinq = \_\_\_\_\_

❸ huit + un = \_\_\_\_\_

❹ six + quatre = \_\_\_\_\_

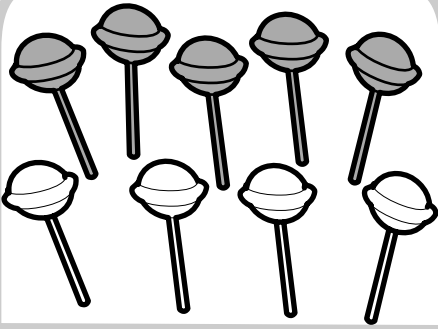





Name: \_\_\_\_\_ Class: \_\_\_\_\_

1	2	3	4	5	6	7	8	9	10	11	12
un	deux	trois	quatre	cinq	six	sept	huit	neuf	dix	onze	douze


Colorie le nombre d'objets que Sten veut.



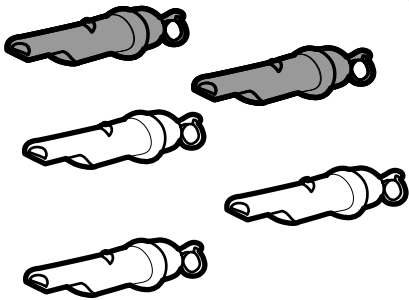
Sten en veut cinq.




Sten en veut trois.




Sten en veut six.



Sten en veut deux.



Sten en veut quatre.



Sten en veut un.

Aide Sten à faire des maths.

❶ six + six = douze


❺ sept + trois = dix

❷ neuf - un = huit

❻ douze - cinq = sept

❸ huit + un = neuf

❹ six + quatre = dix


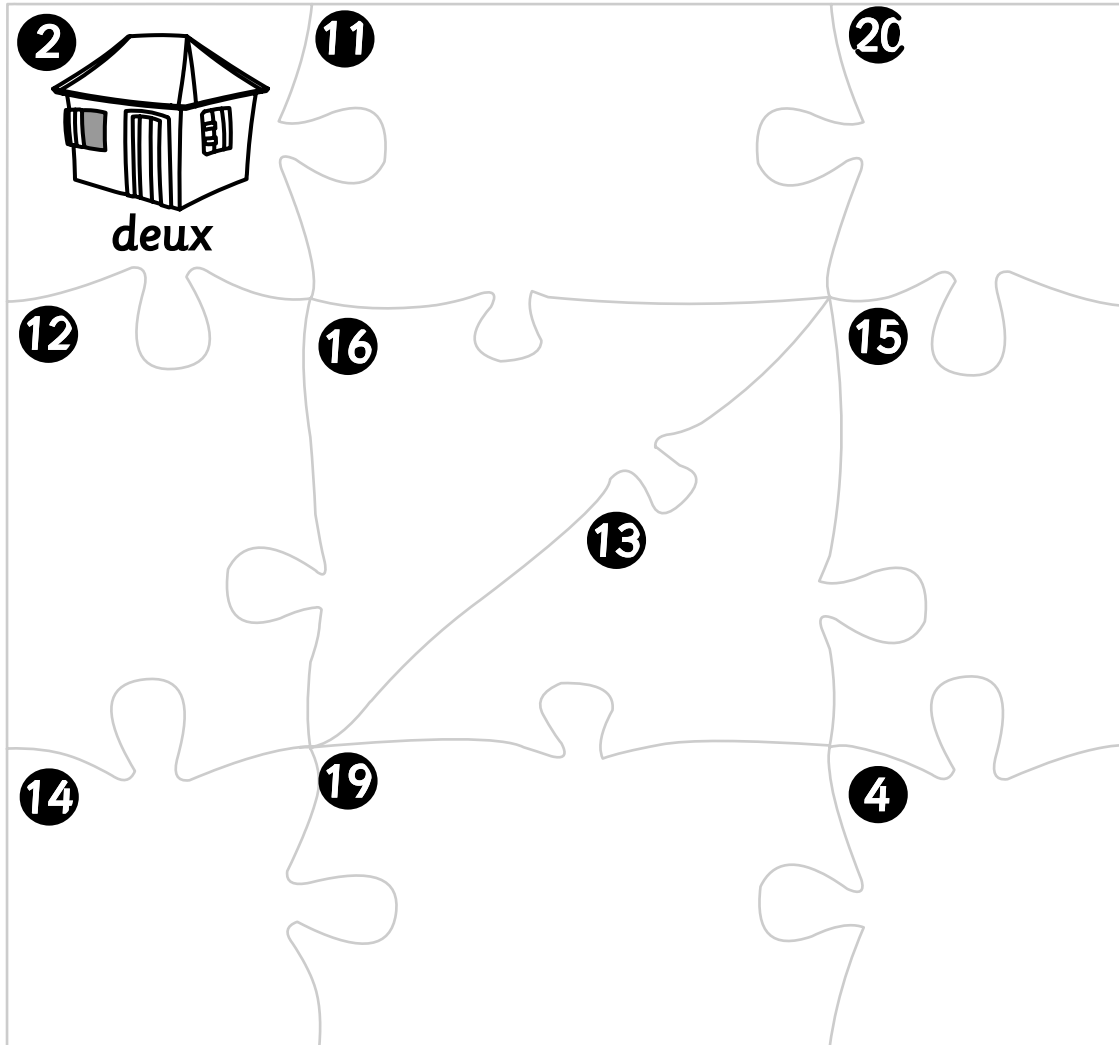




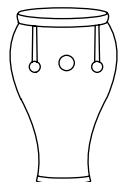
Name: \_\_\_\_\_ Class: \_\_\_\_\_

Mamie a besoin d'aide avec son puzzle. Peux – tu l'aider?  
Redessine ou colle les images dans le bon endroit.


# Haiti




deux




vingt



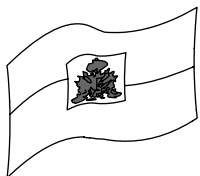
quinze




douze



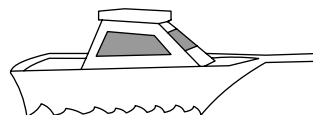
quatre



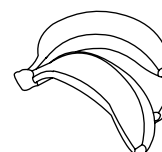
dix-neuf




seize



onze



quatorze




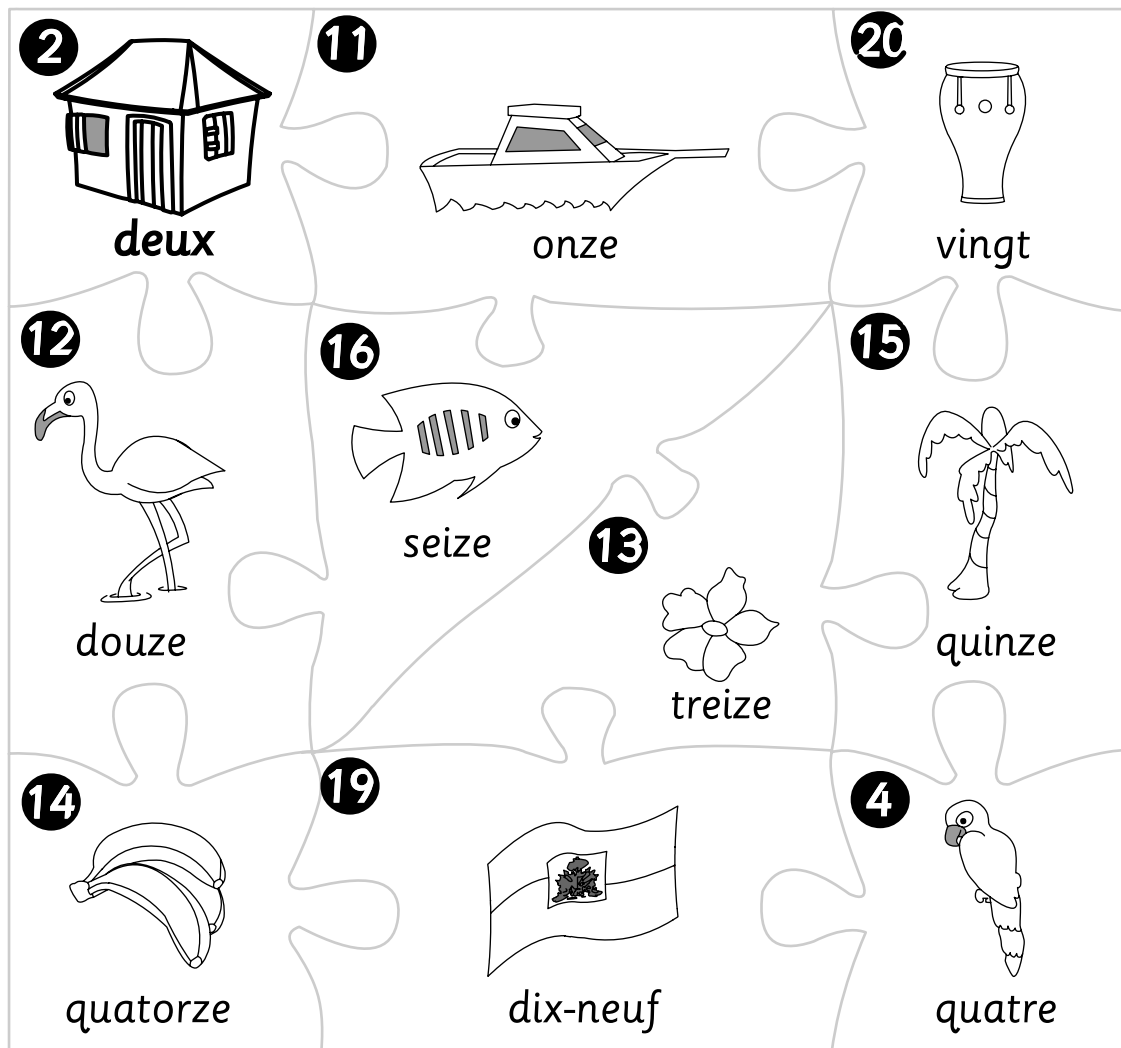
treize



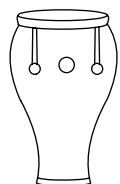
Name: \_\_\_\_\_ Class: \_\_\_\_\_

Mamie a besoin d'aide avec son puzzle. Peux – tu l'aider?  
Redessine ou colle les images dans le bon endroit.

# Haiti




deux



vingt



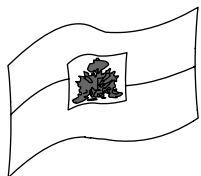
quinze



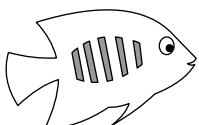
douze



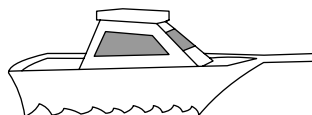
quatre



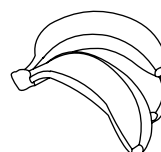
dix-neuf




seize



onze



quatorze



treize



Name: \_\_\_\_\_ Class: \_\_\_\_\_

Klara a une tenue nouvelle! Colorie Klara.

1 Son chapeau est noir.

2 Sa veste est violette.

3 Son t-shirt est rose.


4 Sa jupe est rouge.

5 Son ballon est vert.

6 Ses gants sont bleus.

7 Ses cheveux sont jaunes.

8 Ses chaussures sont marron.



Comme elle est belle!

Trouve les mots pour les couleurs.



gris



r	o	u	g	e	j	a	b
o	r	c	d	e	a	f	g
s	a	h	j	l	u	n	v
e	n	i	k	m	n	o	i
p	<u>g</u>	<u>r</u>	<u>i</u>	<u>s</u>	e	n	o
q	e	t	x	w	u	o	l
b	l	a	n	c	v	i	e
b	l	e	u	v	e	r	t
r	s	m	a	r	r	o	n



marron



bleu



rose



blanc



jaune



rouge



vert



noir



orange



violet



Name: \_\_\_\_\_ Class: \_\_\_\_\_

Klara a une tenue nouvelle! Colorie Klara.

1 Son chapeau est noir.

2 Sa veste est violette.

3 Son t-shirt est rose.

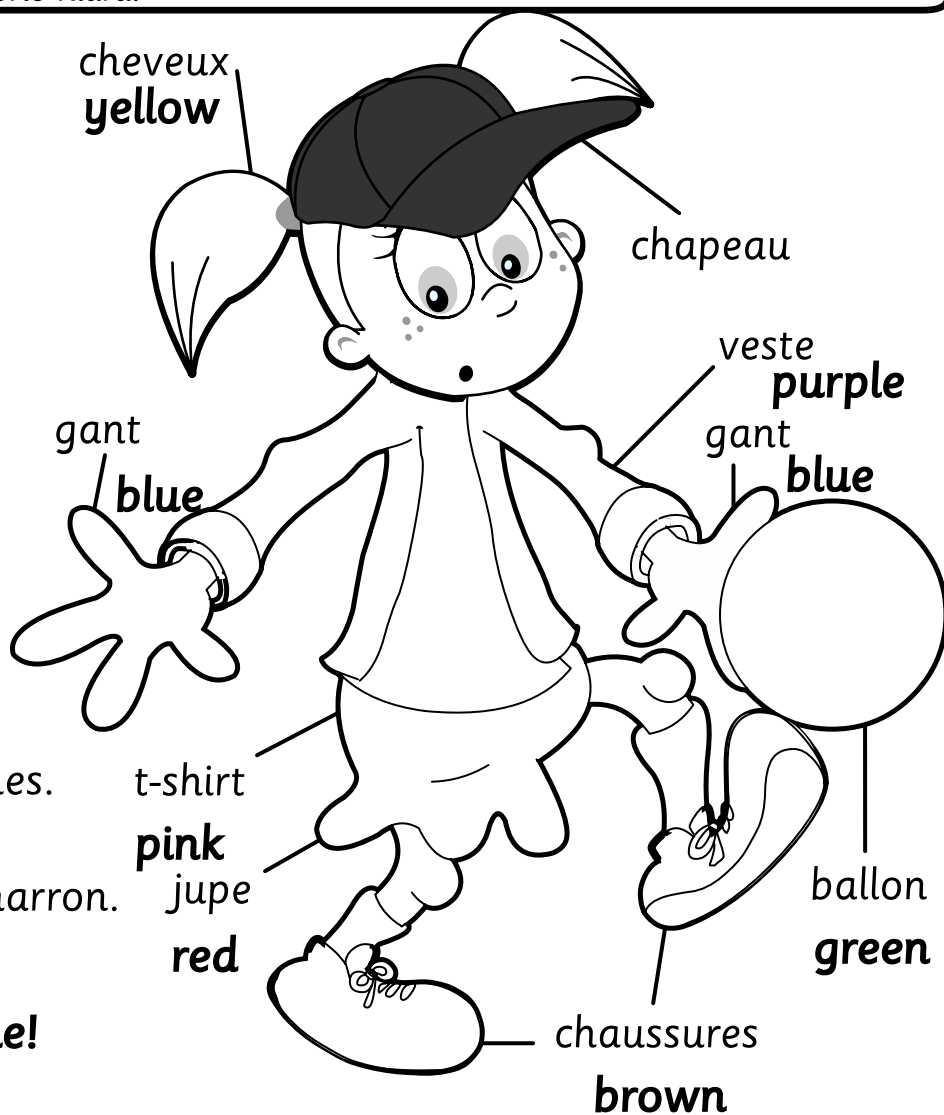
4 Sa jupe est rouge.

5 Son ballon est vert.

6 Ses gants sont bleus.

7 Ses cheveux sont jaunes.

8 Ses chaussures sont marron.




Comme elle est belle!

Trouve les mots pour les couleurs.



gris



**brown**  
marron



**blue**  
bleu



**pink**  
rose



**white**  
blanc



**yellow**  
jaune



**red**  
rouge



**green**  
vert



**black**  
noir



**orange**  
orange




**purple**  
violet

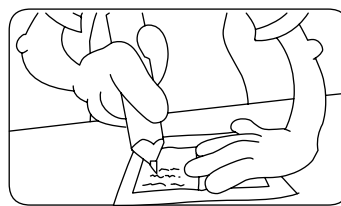


Name: \_\_\_\_\_ Class: \_\_\_\_\_

Ca s'écrit comment...



regarde



couvre et écrit

1	un	1	
2	deux	2	
3	trois	3	
4	quatre	4	
5	cinq	5	
6	six	6	
7	sept	7	
8	huit	8	
9	neuf	9	
10	dix	10	



Ⓐ

4

q u a t r e

Ⓑ

8

\_\_\_\_\_

Ⓒ

9

\_\_\_\_\_

Ⓓ

3

\_\_\_\_\_

Ⓔ

1

\_\_\_\_\_

Ⓕ

2

\_\_\_\_\_

Ⓖ

c n q i

c i n q

Ⓗ

s x i

\_\_\_\_\_

Ⓙ

d x i

\_\_\_\_\_

⓫

s p e t


\_\_\_\_\_



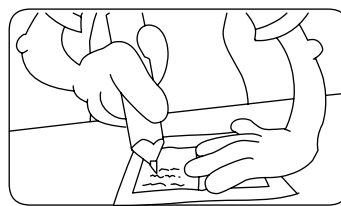


Name: \_\_\_\_\_ Class: \_\_\_\_\_

Ca s'écrit comment...



regarde




couvre et écrit

1	un	1	un
2	deux	2	deux
3	trois	3	trois
4	quatre	4	quatre
5	cinq	5	cinq
6	six	6	six
7	sept	7	sept
8	huit	8	huit
9	neuf	9	neuf
10	dix	10	dix



Ⓐ


4



qatre

Ⓑ


8



hiit

Ⓒ


9



neuf

Ⓓ


3



trois

Ⓔ


1



un

Ⓕ


2



deux

Ⓖ


c n q i




cinq

Ⓗ

s x i




six



Ⓙ


d x i



dix

⓫

s p e t



sept



English	French
hello	bonjour
goodbye	au revoir
yes	oui
no	non
please	S'il vous plait (plural & formal) S'il te plait (informal)
thank you	merci
welcome	bienvenue
excuse me	excusez-moi
sorry	désolé
who	qui
what	que / quoi
where	où
when	quand
why	pourquoi
how	comment



Day

Jour




Monday

lundi





Tuesday

mardi




Wednesday

mercredi





Thursday

jeudi



Friday

vendredi



Saturday

samedi



Sunday

dimanche




# Months

January



janvier

February



février

March



mars

April



avril

May



mai

June



juin

July



juillet

August



août

September



septembre

October



octobre

November



novembre

December



décembre

1

one  
un

2

two  
deux

3

three  
trois

4

four  
quatre

5

five  
cinq

6

six  
six

7

seven  
sept

8

eight  
huit

9


nine  
neuf

10

ten  
dix



father  
le père



mother  
la mère



brother  
le frère



sister  
la sœur



grandfather  
le grand-père



grandmother  
la grand-mère



grandson  
le petit-fils



granddaughter  
la petite-fille



aunt  
la tante



uncle  
l'oncle



nephew  
le neveu



niece  
la nièce



cousin  
le cousin  
la cousine



husband  
le mari




wife  
la femme




son  
le fils




daughter  
la fille




noir  
noire




blanc  
blanche




rouge  
rouge




bleu  
bleue




jaune  
jaune




vert  
verte




orange  
orange



violet  
violette



marron  
marron



rose  
rose






football  
le foot



golf  
le golf



tennis  
le tennis



gymnastics  
la gymnastique



skiing  
le ski



swimming  
la natation

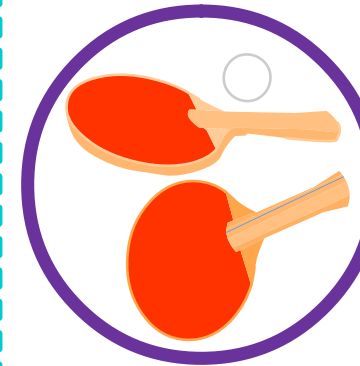



table tennis  
le tennis de  
table




badminton  
le badminton



hockey  
le hockey



horse riding  
l'équitation



basketball  
le basket



cricket  
le cricket



rugby  
le rugby



cycling  
le cyclisme

# About EducationCity

EducationCity produces fun, educational materials to engage students in learning and empower teachers to tailor their teaching. [Take a look at how EducationCity can support you in the classroom:](#)



## Target Lesson Objectives Easily

Find relevant content that links to your curriculum by using our Curriculum Map or Search tool.

Comprehensive and clearly organised by strand, content is so easy to access!



## Plan in Advance

When planning your lessons, choose your Activities in advance and put them into a MyCity so they're easy for students to access. Choose a meaningful name for each MyCity and you'll be able to update and retrieve them year after year!



## Differentiated Teaching

Monitor progress with SuccessTracker and you'll be able to identify the strengths and areas of development for each of your students and so choose relevant activities to help them progress.



## Flexible Learning

EducationCity is accessible via desktops, laptops, tablets and whiteboards, so can support you whatever equipment is available in your classroom.



## Lesson Plans

Access our ready-made Lesson Plans, topical content and Teacher Resource Pack to support teaching and learning in the classroom.

There's more to EducationCity than Activities alone!



## Blog

Keep abreast of events in the teaching arena, changes to the resource, and see how EducationCity is supporting the education community.



**“Teachers have been delighted with the content of this package and most impressed with how easy it is to find appropriate learning and teaching resources and then to use them in a variety of ways.”**

**Mark Sanderson,**

Senior ICT Consultant, Herefordshire Learning and Achievement Service

## Want to find out more about EducationCity?

Start a free trial for your school today and see it for yourself. Simply call us on +44 (0)1572 725080 or email [trials@educationcity.com](mailto:trials@educationcity.com) to arrange.

Website: [www.educationcity.com](http://www.educationcity.com)  
Email: [trials@educationcity.com](mailto:trials@educationcity.com)

