



A FREE RESOURCE PACK FROM EDUCATIONCITY

Introduction to Spanish



Spanish



School Worksheets



Suitability

Introduction to Spanish Worksheets

What Does This Pack Include?

This pack has been created by teachers, for teachers. In it, you'll find high quality Activity Sheets and Answer Sheets, which look at general Spanish greetings, numbers, colours, family names, days of the week, and school and sports vocabulary to help children take their first steps in Spanish.

FOTO DE FAMILIA	
Learning Objective: Oracy Listen attentively to the members of the family vocabulary and show understanding by joining in and responding.	<ul style="list-style-type: none">• Activity Sheet• Activity Sheet with Answers
ROJO DE DALÍ	
Learning Objective: Oracy Listen attentively to vocabulary for colours and show understanding by joining in and responding.	<ul style="list-style-type: none">• Activity Sheet• Activity Sheet with Answers
BOLÍGRAFO DORADO	
Learning Objective: Oracy Listen attentively to classroom vocabulary and show understanding by joining in and responding.	<ul style="list-style-type: none">• Activity Sheet• Activity Sheet with Answers
¡UNO, DOS, TRÈS SORPRESA!	
Learning Objective: Oracy Listen attentively to number vocabulary (1-12) and show understanding by joining in and responding.	<ul style="list-style-type: none">• Activity Sheet• Activity Sheet with Answers
CERO...	
Learning Objective: Oracy Listen attentively to number vocabulary (0-24) and show understanding by joining in and responding.	<ul style="list-style-type: none">• Activity Sheet• Activity Sheet with Answers
¡EL ROJO!	
Learning Objective: Oracy Speak in sentences to express likes and dislikes, using familiar vocabulary, phrases and basic language structures.	<ul style="list-style-type: none">• Activity Sheet• Activity Sheet with Answers
CASTILLO ENCANTADO	
Learning Objective: Knowledge about Language Explore the patterns and sounds of language through songs and rhymes and link the spelling, sound and meaning of words.	<ul style="list-style-type: none">• Activity Sheet• Activity Sheet with Answers
PRINTABLES	
Greetings	
Days of the Week	
Months of the Year	
Numbers	
Family	
Colours	
Sports	

Introduction to Spanish Worksheets (Continued)

Other Resources Linking to the Theme

Before deciding what to include in your lesson, check out our online content relating to Spanish too. It's simple to find, just enter the number into EducationCity's Search tool!

Learn Screens: Introduce or Reinforce a New Concept	Activities: Educational Content	Videos: Authentic Spanish Language Short Films
Cero... Content ID: 12697	Foto de Familia Content ID: 947	Color Picasso Content ID: 16120
		
Explore number vocabulary with your students with our interactive Learn Screen.	Introduce your family and learn about other people's families with our interactive Activity.	Immerse your students in the Spanish language and see how colour vocabulary is used in practice in a Spanish classroom.

Enjoyed these resources?

Why not start a free trial of the full EducationCity resource and see what else we can offer you online and in terms of printables?

Email us at trials@educationcity.com
or call us on +44 (0)1572 725080!



Name: _____ Class: _____

Tienes que ayudar a Klara a reconocer la familia de Rosa.

madre

primo

tío

prima

madre

Tienes que ayudar a Klara a reconocer la familia de Emma.

abuela

padre

hermano menor

abuelo

hermano mayor

Rellena los espacios.



Español	Inglés
padre	father
	aunt
madre	
	step-father
hermanastra	



Name: _____ Class: _____

Tienes que ayudar a Klara a reconocer la familia de Rosa.

tío

prima

madre

primo

madre

Tienes que ayudar a Klara a reconocer la familia de Emma.

abuela

padre

hermano menor

abuelo

hermana mayor

Rellena los espacios.

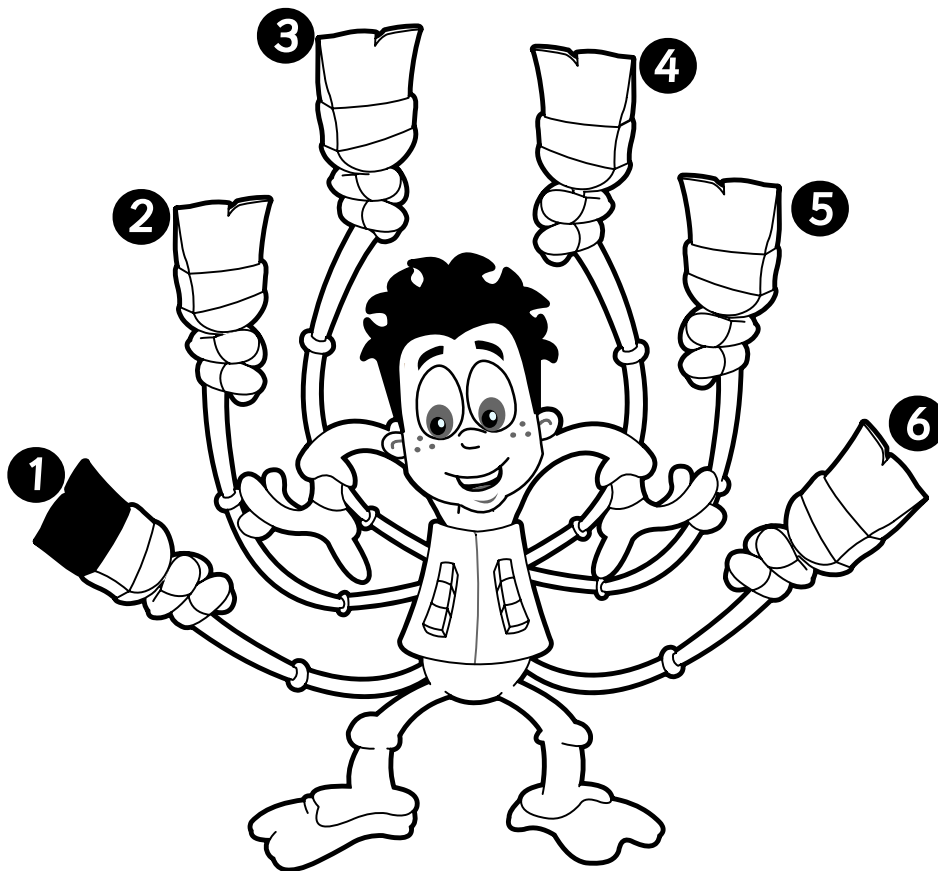


Español	Inglés
padre	father
tía	aunt
madre	mother
padrasro	step-father
hermanastra	step-sister



Name: _____ Class: _____


"¡Manu va a pintar! ¡Y ahora tiene una máquina con seis pinceles! Ayúdale con los colores - colorea cada pincel con el color correcto.



- 1 negro
- 2 violeta
- 3 amarillo
- 4 marrón
- 5 rojo
- 6 verde

Y ahora, aquí está Klara. Sólo tiene cuatro pinceles.

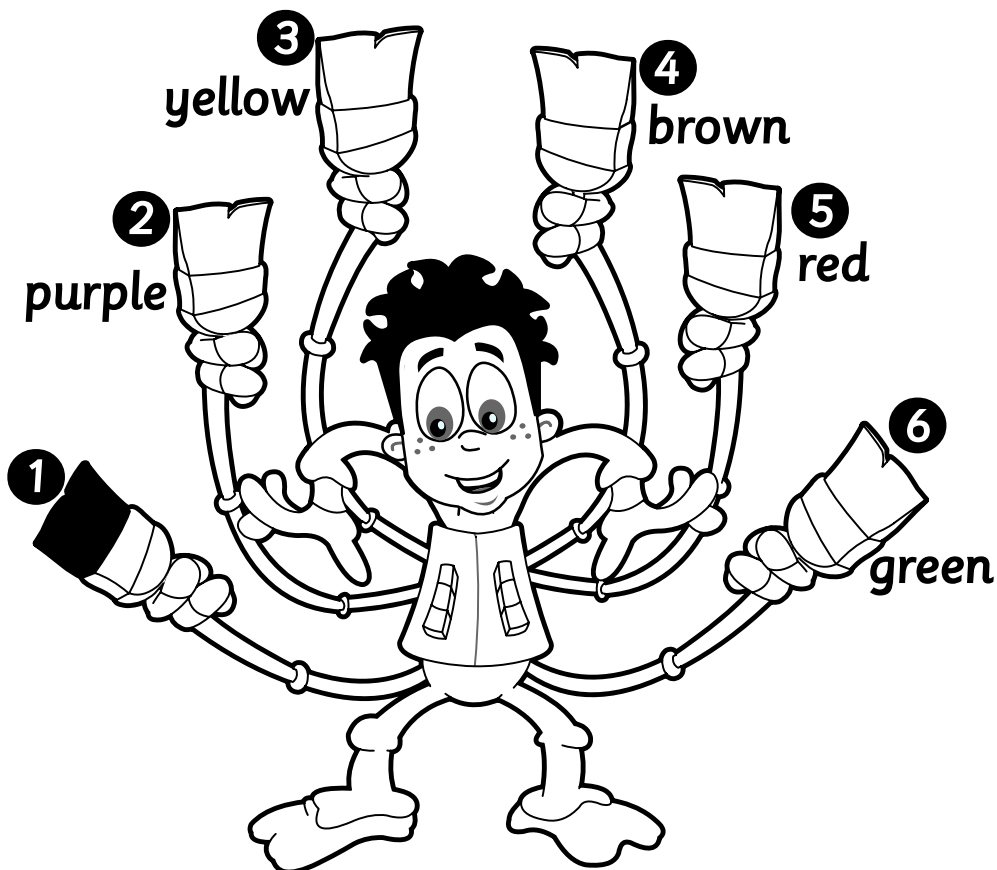
- 7 gris
- 8 azul
- 9 rosa
- 10 naranja





Name: _____ Class: _____


"¡Manu va a pintar! ¡Y ahora tiene una máquina con seis pinceles! Ayúdale con los colores - colorea cada pincel con el color correcto.



- 1 negro
- 2 violeta
- 3 amarillo
- 4 marrón
- 5 rojo
- 6 verde

Y ahora, aquí está Klara. Sólo tiene cuatro pinceles.

- 7 gris
- 8 azul
- 9 rosa
- 10 naranja





Name: _____ Class: _____

Completa las frases.





Klara



Manu



Stig



- | | | | | |
|---|------------------|-------------|---|-----------------|
| 1 | Stig ha pescado | un cuaderno | y | una papelerera. |
| 2 | Klara ha pescado | | y | |
| 3 | Manu ha pescado | | y | |

una silla

una puerta

~~un cuaderno~~

~~una papelerera~~

un reloj

una mesa

¡Estos son los estuches de nuestros amigos, pero están vacíos! ¡Dibuja lo que cada uno tiene en su estuche!

En su estuche,
Stig tiene:

~~un lápiz~~
un marcador
una regla

Stig

En su estuche,
Sten tiene:


un bolígrafo
unas tijeras
una goma

Sten



Name: _____ Class: _____

Completa las frases.




Klara



Manu



Stig



- 1 Stig ha pescado un cuaderno y una papelerera.
- 2 Klara ha pescado una silla y un reloj.
- 3 Manu ha pescado una mesa y una puerta.

una silla una puerta ~~un cuaderno~~ ~~una papelerera~~ un reloj una mesa

¡Estos son los estuches de nuestros amigos, pero están vacíos! ¡Dibuja lo que cada uno tiene en su estuche!

En su estuche,
Stig tiene:

~~un lápiz~~
un marcador
una regla

un marcador
una regla

Stig

En su estuche,
Sten tiene:

un bolígrafo
unas tijeras
una goma

un bolígrafo
unas tijeras
una goma

Sten





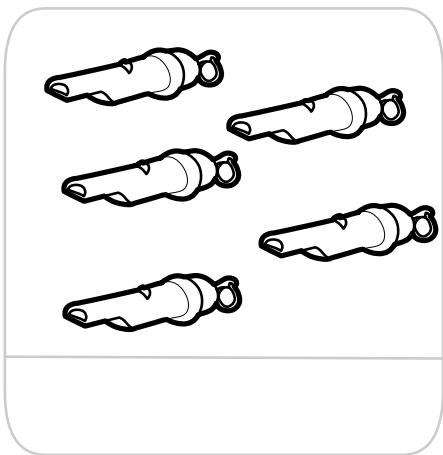
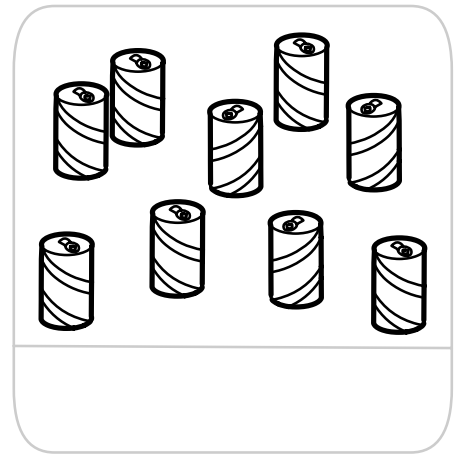

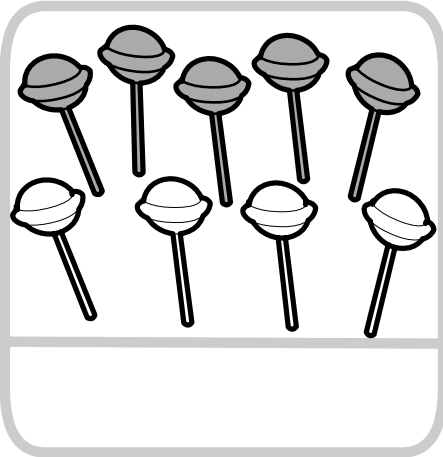
iUno, dos, tres Sorpresa!

Activity Sheet

Name: _____ Class: _____


1	2	3	4	5	6	7	8	9	10	11	12
uno	dos	tres	cuatro	cinco	seis	siete	ocho	nueve	diez	once	doce

Coloria el nombre de cosas que Sten quiere.



Ayuda a Sten a hacer matemáticas.

- 1 seis + seis = doce 5 tres + cinco = _____
- 2 nueve + dos = _____ 6 dos + cinco = _____
- 3 ocho + uno = _____
- 4 seis + cuatro = _____





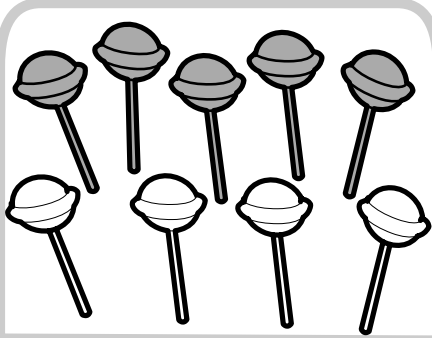
iUno, dos, tres Sorpresa!

Activity Sheet


Name: _____ Class: _____

1	2	3	4	5	6	7	8	9	10	11	12
uno	dos	tres	cuatro	cinco	seis	siete	ocho	nueve	diez	once	doce


Coloria el nombre de cosas que Sten quiere.



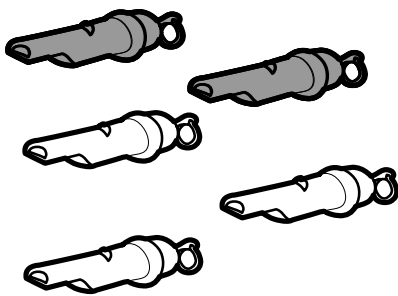
Sten quiere cinco




Sten quiere tres




Sten quiere seis



Sten quiere dos



Sten quiere cuatro



Sten quiere uno

Ayuda a Sten a hacer matemáticas.

1 seis + seis = doce


5 tres + cinco = ocho

2 nueve + dos = once

6 dos + cinco = siete

3 ocho + uno = nueve


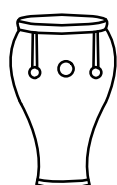

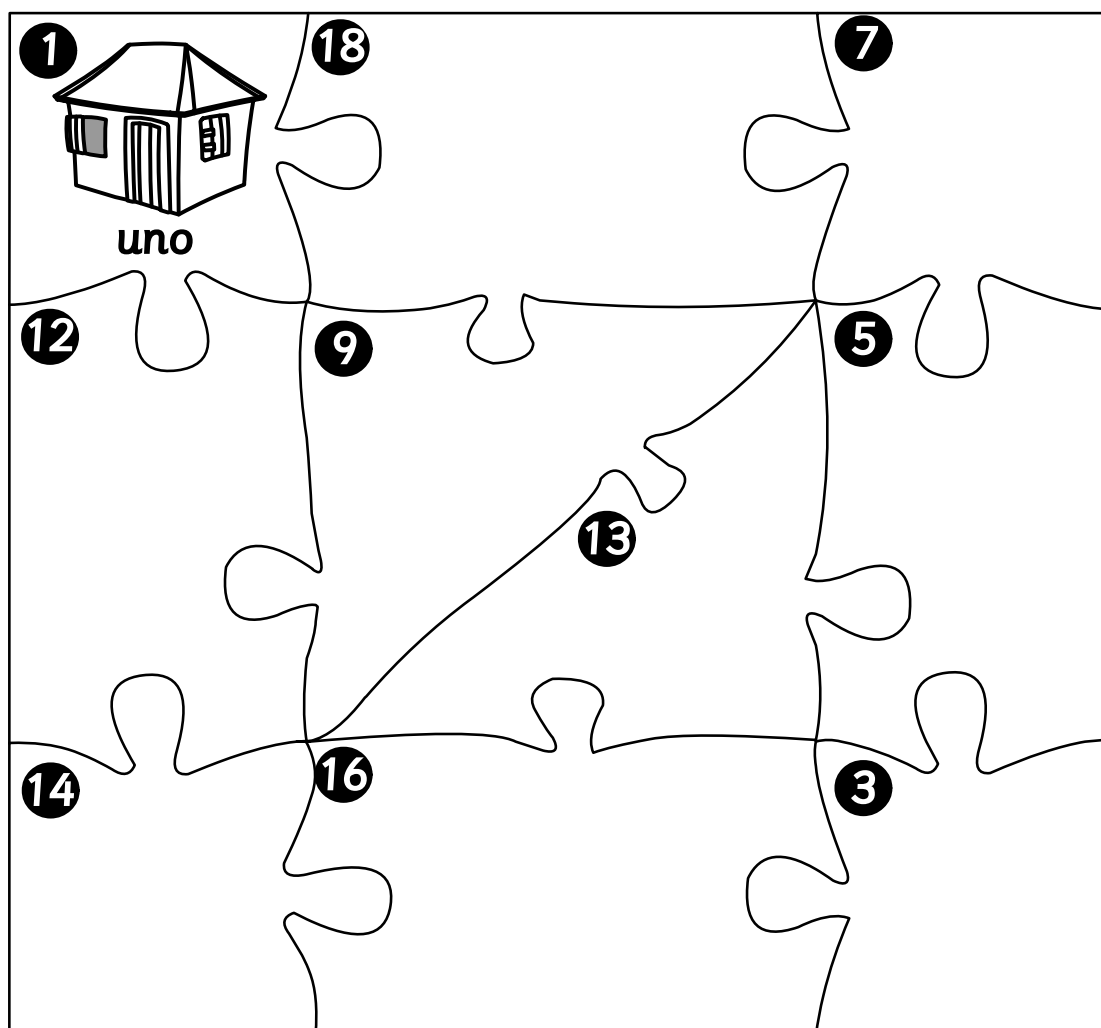



4 seis + cuatro = diez



Name: _____ Class: _____

Abuelita necesita tu ayuda para hacer su puzzle. ¿Quieres ayudarlo? Hay que redibujar los imágenes o pegarlos en el lugar correcto.

Cuba






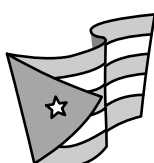
uno

siete

cinco

doce

tres



dieciséis

nueve

dieciocho

catorce

trece

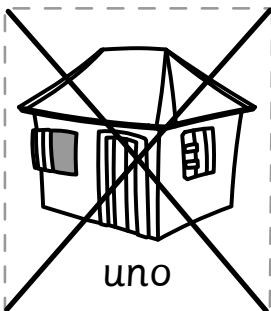

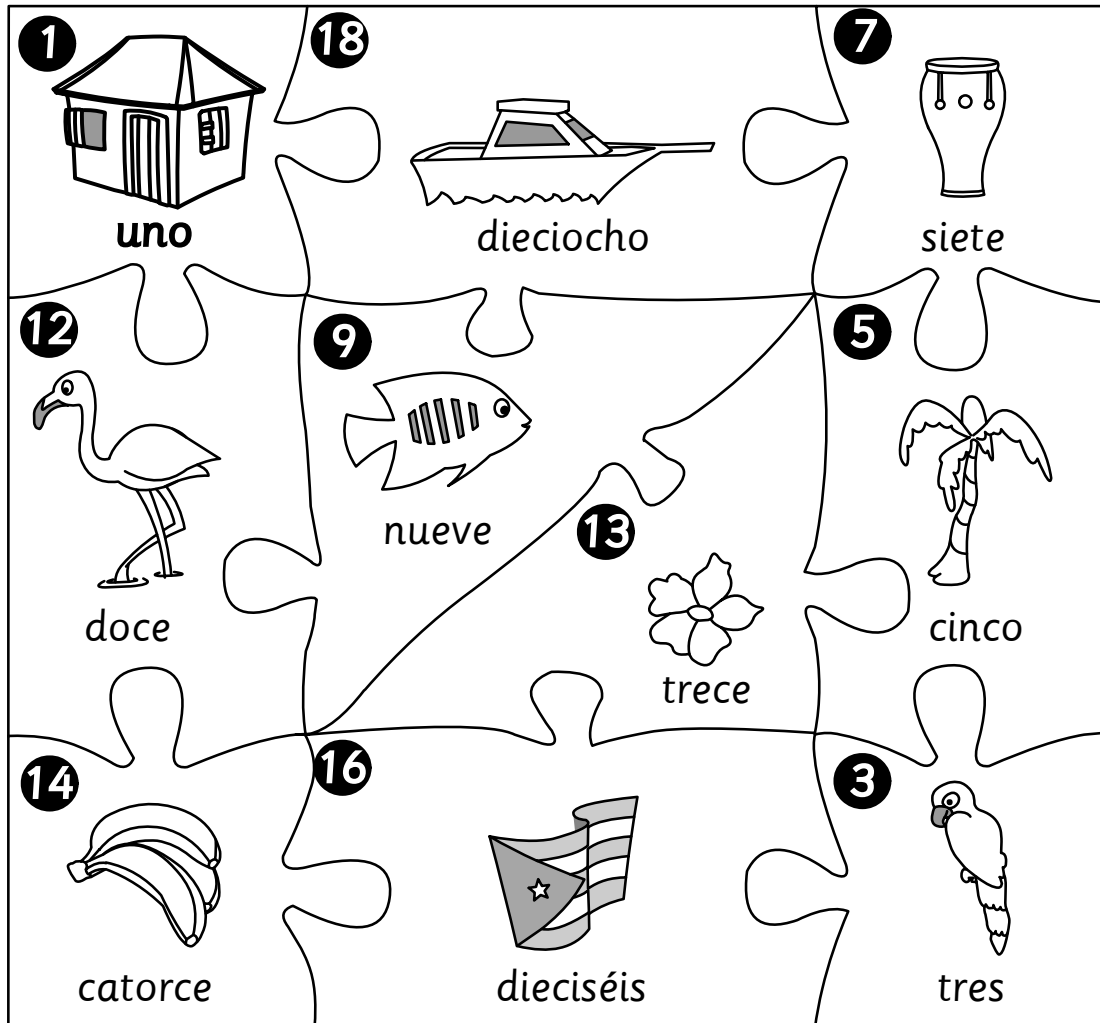
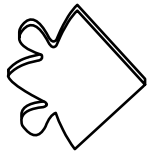


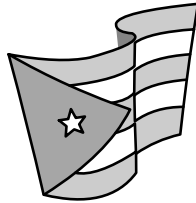


Name: _____

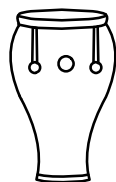
Class: _____

Abuelita necesita tu ayuda para hacer su puzzle. ¿Quieres ayudarlo? Hay que redibinar los imágenes o pegarlos en el lugar correcto.

Cuba




uno



siete



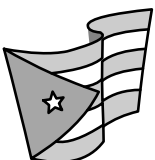
cinco




doce



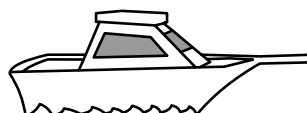
tres




dieciséis




nueve



dieciocho



catorce




trece



Name: _____ Class: _____

Klara tiene ropa nueva! Colorea a Klara.

- 1 Su sombrero es negro.
- 2 Su chaqueta es violeta.
- 3 Su camiseta es color rosa.
- 4 Su falda es roja.
- 5 Su pelota es verde.
- 6 Sus calcetines son azules.
- 7 Sus guantes son amarillos.
- 8 Sus zapatos son marrones.




¡Qué chica más bonita!

Busca las palabras para los colores. Dibuja un círculo alrededor de cada palabra.



gris



r	o	j	o	e	a	v	a
o	r	c	d	e	m	i	m
s	ó	h	j	l	n	o	a
a	n	i	k	m	e	l	r
p	g	r	i	s	g	e	i
v	e	r	d	e	r	t	l
b	l	a	n	c	o	a	l
a	z	u	l	v	e	r	o
r	s	m	a	r	r	ó	n



marrón



azul



rosa



blanco



amarillo



rojo



verde



negro




violeta



Name: _____ Class: _____

Klara tiene ropa nueva! Colorea a Klara.

- 1 Su sombrero es negro.
- 2 Su chaqueta es violeta.
- 3 Su camiseta es color rosa.
- 4 Su falda es roja.
- 5 Su pelota es verde.
- 6 Sus calcetines son azules.
- 7 Sus guantes son amarillos.
- 8 Sus zapatos son marrones.

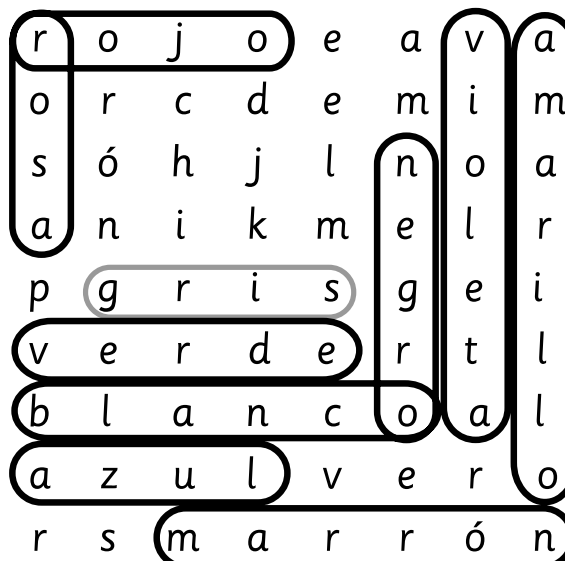


¡Qué chica más bonita!

Busca las palabras para los colores. Dibuja un círculo alrededor de cada palabra.



gris



brown
marrón



blue
azul



pink
rosa



white
blanco



yellow
amarillo



red
rojo



green
verde



black
negro




purple
violeta

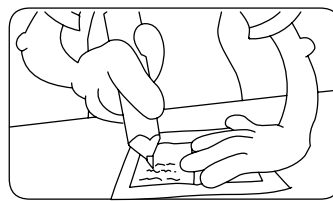


Name: _____ Class: _____

Cómo se escribe...



mira



cubre y escribe

1	uno	1	
2	dos	2	
3	tres	3	
4	cuatro	4	
5	cinco	5	
6	seis	6	
7	siete	7	
8	ocho	8	
9	nueve	9	
10	diez	10	

a

4

cuatro

b

8

c

9

d

3

e

1

f

2

g

cncoi

cinco

h

sise

i

dezi


j

seiet

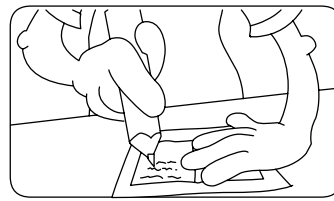


Name: _____ Class: _____

Cómo se escribe...



mira



cubre y escribe

1	uno	1	uno
2	dos	2	dos
3	tres	3	tres
4	cuatro	4	cuatro
5	cinco	5	cinco
6	seis	6	seis
7	siete	7	siete
8	ocho	8	ocho
9	nueve	9	nueve
10	diez	10	diez

(a)

4

cuatro

(b)

8

ocho

(c)

9

nueve

(d)

3

tres

(e)

1

uno

(f)

2

dos

(g)

c n c o i

cinco

(h)

s i s e

seis

(i)

d e z i

diez

(j)

s e i e t

siete

English	Spanish
hello	¡Hola!
goodbye	¡Adiós!
yes	sí
no	no
please	por favor
thank you	gracias
welcome	¡Bienvenido!
excuse me	discúlpe
sorry	lo siento
who	¿Quién?
what	¿Qué?
where	¿Dónde?
when	¿Cuándo?
why	¿Por qué?
how	¿Cómo?



Day

Día




Monday

lunes





Tuesday

martes




Wednesday

miércoles





Thursday

jueves



Friday

viernes



Saturday

sábado



Sunday

domingo





Months




January



enero



February



febrero



March



marzo



April



abril



May



mayo



June



junio



July



julio



August



agosto



September



septiembre



October



octubre



November













noviembre



December



diciembre

 one uno	 two dos	 three tres	 four cuatro	 five cinco
 six seis	 seven siete	 eight ocho	 nine nueve	 ten diez



father
el padre



mother
la madre



brother
el hermano



sister
la hermana



grandfather
el abuelo



grandmother
la abuela



grandson
el nieto



granddaughter
la nieta



aunt
la tía



uncle
el tío



nephew
el sobrino




niece
la sobrina



cousin
el primo
la prima



husband
el esposo




wife
la esposa




son
el hijo




daughter
la hija




negro
negra




blanco
blanca




rojo
roja




azul
azul




amarillo
amarilla




verde




naranja



violeta



marrón



rosa



football
el fútbol



golf
el golf



tennis
el tenis



gymnastics
la gimnasia



skiing
el esquí



swimming
la natación

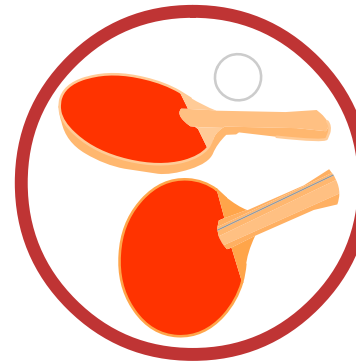



table tennis
ping-pong




badminton
el bádminton



hockey
el hockey



horse riding
la equitación



basketball
el baloncesto



cricket
el críquet



rugby
el rugby



cycling
el ciclismo

About EducationCity

EducationCity produces fun, educational materials to engage students in learning and empower teachers to tailor their teaching. [Take a look at how EducationCity can support you in the classroom:](#)



Target Lesson Objectives Easily

Find relevant content that links to your curriculum by using our Curriculum Map or Search tool.

Comprehensive and clearly organised by strand, content is so easy to access!



Plan in Advance

When planning your lessons, choose your Activities in advance and put them into a MyCity so they're easy for students to access. Choose a meaningful name for each MyCity and you'll be able to update and retrieve them year after year!



Differentiated Teaching

Monitor progress with SuccessTracker and you'll be able to identify the strengths and areas of development for each of your students and so choose relevant activities to help them progress.



Flexible Learning

EducationCity is accessible via desktops, laptops, tablets and whiteboards, so can support you whatever equipment is available in your classroom.



Lesson Plans

Access our ready-made Lesson Plans, topical content and Teacher Resource Pack to support teaching and learning in the classroom.

There's more to EducationCity than Activities alone!



Blog

Keep abreast of events in the teaching arena, changes to the resource, and see how EducationCity is supporting the education community.



“Teachers have been delighted with the content of this package and most impressed with how easy it is to find appropriate learning and teaching resources and then to use them in a variety of ways.”

Mark Sanderson,

Senior ICT Consultant, Herefordshire Learning and Achievement Service

Want to find out more about EducationCity?

Start a free trial for your school today and see it for yourself. Simply call us on +44 (0)1572 725080 or email trials@educationcity.com to arrange.

Website: www.educationcity.com
Email: trials@educationcity.com

