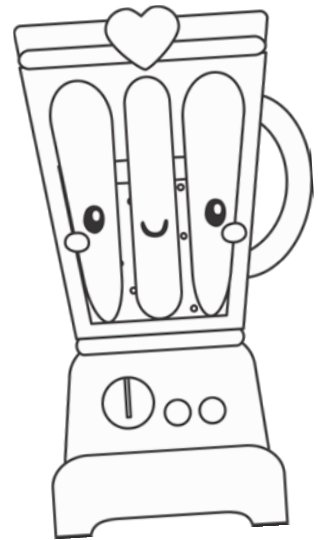


Name: \_\_\_\_\_

## Blend Assessment

Directions: Listen as your teacher reads each word. Write the first two letters of each word.



1. \_\_\_\_\_

7. \_\_\_\_\_

2. \_\_\_\_\_

8. \_\_\_\_\_

3. \_\_\_\_\_

9. \_\_\_\_\_

4. \_\_\_\_\_

10. \_\_\_\_\_

5. \_\_\_\_\_

11. \_\_\_\_\_

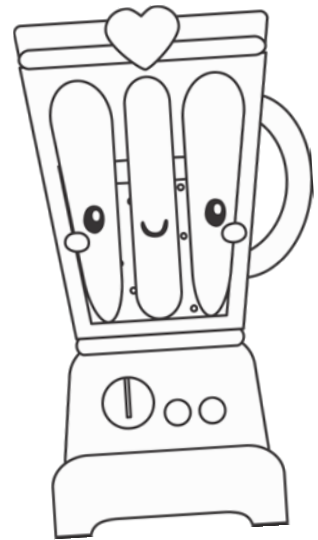
6. \_\_\_\_\_

12. \_\_\_\_\_

Name: \_\_\_\_\_

## Blend Assessment

Directions: Listen as your teacher reads each word. Write the word.



1. \_\_\_\_\_

7. \_\_\_\_\_

2. \_\_\_\_\_

8. \_\_\_\_\_

3. \_\_\_\_\_

9. \_\_\_\_\_

4. \_\_\_\_\_

10. \_\_\_\_\_

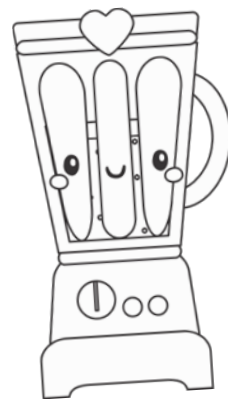
5. \_\_\_\_\_

11. \_\_\_\_\_

6. \_\_\_\_\_

12. \_\_\_\_\_

# Blend Assessments



## l blends

1. black
2. flat
3. glass
4. plate
5. club
6. slid
7. place
8. club
9. blue
10. globe
11. flip
12. sleep

## r blends


1. brick
2. train
3. grass
4. cry
5. write
6. drop
7. print
8. frog
9. wrap
10. prize
11. braid
12. trick

## s blends

1. skip
2. scar
3. smell
4. snack
5. space
6. star
7. swing
8. spill
9. snap
10. smile
11. scale
12. sky

# br


©www.thecurriculumcorner.com



©www.thecurriculumcorner.com

# cr

©www.thecurriculumcorner.com




©www.thecurriculumcorner.com

# dr

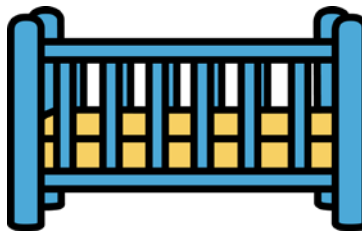
©www.thecurriculumcorner.com




©www.thecurriculumcorner.com



©www.thecurriculumcorner.com



©www.thecurriculumcorner.com



©www.thecurriculumcorner.com



©www.thecurriculumcorner.com



©www.thecurriculumcorner.com



©www.thecurriculumcorner.com

# fr

©www.thecurriculumcorner.com

# gr


©www.thecurriculumcorner.com

# pr


©www.thecurriculumcorner.com




©www.thecurriculumcorner.com



©www.thecurriculumcorner.com



©www.thecurriculumcorner.com



©www.thecurriculumcorner.com



©www.thecurriculumcorner.com



©www.thecurriculumcorner.com



©www.thecurriculumcorner.com



©www.thecurriculumcorner.com



©www.thecurriculumcorner.com

# tr

©www.thecurriculumcorner.com



©www.thecurriculumcorner.com

# bl

©www.thecurriculumcorner.com




©www.thecurriculumcorner.com

# cl

©www.thecurriculumcorner.com



©www.thecurriculumcorner.com



©www.thecurriculumcorner.com




©www.thecurriculumcorner.com



©www.thecurriculumcorner.com



©www.thecurriculumcorner.com



©www.thecurriculumcorner.com



©www.thecurriculumcorner.com



# fl

©www.thecurriculumcorner.com

# gl

©www.thecurriculumcorner.com

# pl


©www.thecurriculumcorner.com




©www.thecurriculumcorner.com



©www.thecurriculumcorner.com




©www.thecurriculumcorner.com




©www.thecurriculumcorner.com



©www.thecurriculumcorner.com



©www.thecurriculumcorner.com



©www.thecurriculumcorner.com




©www.thecurriculumcorner.com



©www.thecurriculumcorner.com

# sl


©www.thecurriculumcorner.com



©www.thecurriculumcorner.com

# sc

©www.thecurriculumcorner.com



©www.thecurriculumcorner.com

# sk

©www.thecurriculumcorner.com




©www.thecurriculumcorner.com



©www.thecurriculumcorner.com



©www.thecurriculumcorner.com




©www.thecurriculumcorner.com



©www.thecurriculumcorner.com



©www.thecurriculumcorner.com



©www.thecurriculumcorner.com



# sm


©www.thecurriculumcorner.com



©www.thecurriculumcorner.com

# sn

©www.thecurriculumcorner.com




©www.thecurriculumcorner.com

# sp


©www.thecurriculumcorner.com




©www.thecurriculumcorner.com



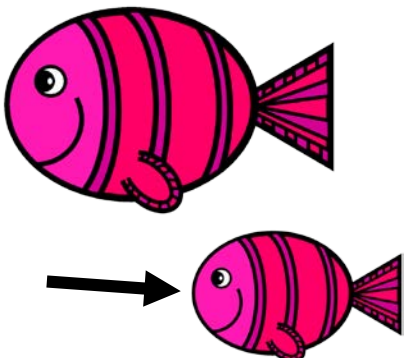
©www.thecurriculumcorner.com



©www.thecurriculumcorner.com




©www.thecurriculumcorner.com



©www.thecurriculumcorner.com



©www.thecurriculumcorner.com



©www.thecurriculumcorner.com

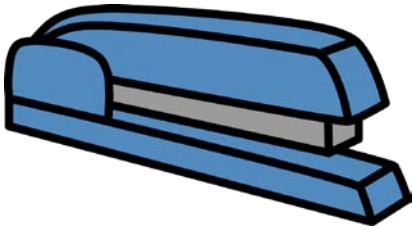
# st

©www.thecurriculumcorner.com


# sw

©www.thecurriculumcorner.com

©www.thecurriculumcorner.com




©www.thecurriculumcorner.com



©www.thecurriculumcorner.com

©www.thecurriculumcorner.com

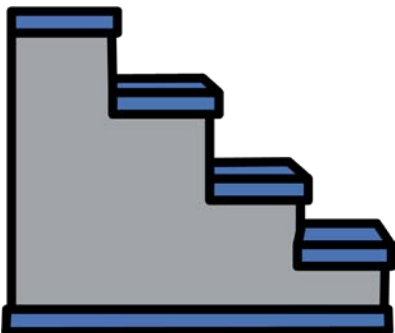


©www.thecurriculumcorner.com



©www.thecurriculumcorner.com

©www.thecurriculumcorner.com



©www.thecurriculumcorner.com



©www.thecurriculumcorner.com

©www.thecurriculumcorner.com

**br**

©www.thecurriculumcorner.com

**cr**

©www.thecurriculumcorner.com

**dr**

©www.thecurriculumcorner.com

bracelet

©www.thecurriculumcorner.com

crayons

©www.thecurriculumcorner.com

dragon

©www.thecurriculumcorner.com

braid

©www.thecurriculumcorner.com

crib

©www.thecurriculumcorner.com

drum

©www.thecurriculumcorner.com

broccoli

©www.thecurriculumcorner.com

cry

©www.thecurriculumcorner.com

dream

©www.thecurriculumcorner.com

**fr**

©www.thecurriculumcorner.com

**gr**

©www.thecurriculumcorner.com

**pr**

©www.thecurriculumcorner.com

friends

©www.thecurriculumcorner.com

grasshopper

©www.thecurriculumcorner.com

pretzel

©www.thecurriculumcorner.com

frog

©www.thecurriculumcorner.com

grandma

©www.thecurriculumcorner.com

princess

©www.thecurriculumcorner.com

frown

©www.thecurriculumcorner.com

grapes

©www.thecurriculumcorner.com

present

©www.thecurriculumcorner.com

**tr**

©www.thecurriculumcorner.com

**bl**

©www.thecurriculumcorner.com

**cl**

©www.thecurriculumcorner.com

trash

©www.thecurriculumcorner.com

blender

©www.thecurriculumcorner.com

clown

©www.thecurriculumcorner.com

tree

©www.thecurriculumcorner.com

blocks

©www.thecurriculumcorner.com

clap

©www.thecurriculumcorner.com

triangle

©www.thecurriculumcorner.com

blueberry

©www.thecurriculumcorner.com

climb

©www.thecurriculumcorner.com



**fl**

©www.thecurriculumcorner.com

**gl**

©www.thecurriculumcorner.com

**pl**

©www.thecurriculumcorner.com

flamingo

©www.thecurriculumcorner.com

glasses

©www.thecurriculumcorner.com

plane

©www.thecurriculumcorner.com

fly

©www.thecurriculumcorner.com

glue

©www.thecurriculumcorner.com

planet

©www.thecurriculumcorner.com

flower

©www.thecurriculumcorner.com

gloves

©www.thecurriculumcorner.com

plant

©www.thecurriculumcorner.com

**sl**

©www.thecurriculumcorner.com

**sc**

©www.thecurriculumcorner.com

**sk**

©www.thecurriculumcorner.com

sled

©www.thecurriculumcorner.com

scarf

©www.thecurriculumcorner.com

skate

©www.thecurriculumcorner.com

slide

©www.thecurriculumcorner.com

scar

©www.thecurriculumcorner.com

ski

©www.thecurriculumcorner.com

sleep

©www.thecurriculumcorner.com

scarecrow

©www.thecurriculumcorner.com

skateboard

©www.thecurriculumcorner.com

**sm**

©www.thecurriculumcorner.com

**sn**

©www.thecurriculumcorner.com

**sp**

©www.thecurriculumcorner.com

smell

©www.thecurriculumcorner.com

snail

©www.thecurriculumcorner.com

spaghetti

©www.thecurriculumcorner.com

smile

©www.thecurriculumcorner.com

snake

©www.thecurriculumcorner.com

spider

©www.thecurriculumcorner.com

small

©www.thecurriculumcorner.com

sneeze

©www.thecurriculumcorner.com

sponge

©www.thecurriculumcorner.com

**st**

©www.thecurriculumcorner.com

**sw**

©www.thecurriculumcorner.com

©www.thecurriculumcorner.com

stapler

©www.thecurriculumcorner.com

sweater

©www.thecurriculumcorner.com

©www.thecurriculumcorner.com

stick

©www.thecurriculumcorner.com

sweep

©www.thecurriculumcorner.com

©www.thecurriculumcorner.com

stairs

©www.thecurriculumcorner.com

swing

©www.thecurriculumcorner.com

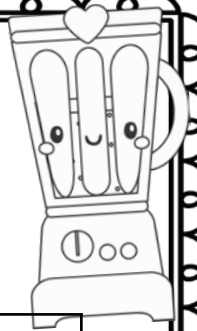
©www.thecurriculumcorner.com

Name: \_\_\_\_\_

## Blend Sort

Directions: Sort your words.  
Write the blend at the top. Write your words.


©www.thecurriculumcorner.com

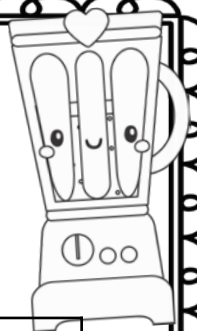


Name: \_\_\_\_\_

## Blend Sort

Directions: Sort your words.  
Write the blend at the top. Write your words.


©www.thecurriculumcorner.com

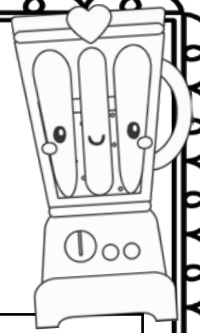




Name: \_\_\_\_\_

## Blend Sort

Directions: Sort your words.  
Write the blend at the top. Write your words.

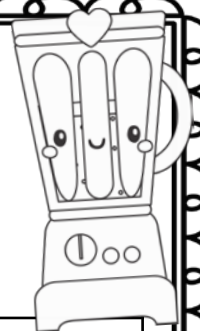



©www.thecurriculumcorner.com

Name: \_\_\_\_\_

## Blend Sort

Directions: Sort your words.  
Write the blend at the top. Write your words.

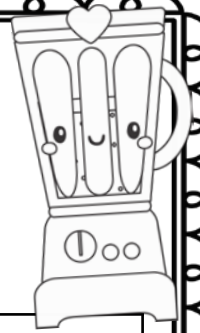



©www.thecurriculumcorner.com

Name: \_\_\_\_\_

## Blend Sort

Directions: Sort your words.  
Write the blend at the top. Write your words.

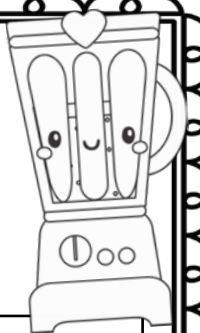



©www.thecurriculumcorner.com

Name: \_\_\_\_\_

## Blend Sort

Directions: Sort your words.  
Write the blend at the top. Write your words.

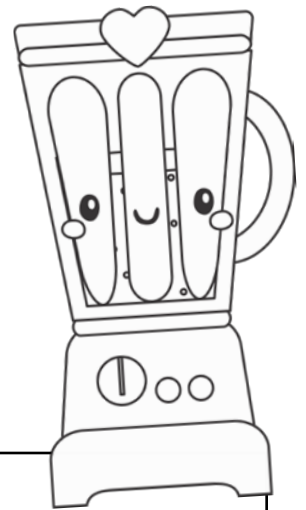



©www.thecurriculumcorner.com

Name: \_\_\_\_\_

## Find the Blend



**Directions:** Choose a card. Write the word.  
Put a box around the beginning blend.




Name: \_\_\_\_\_

## Blend Word Map

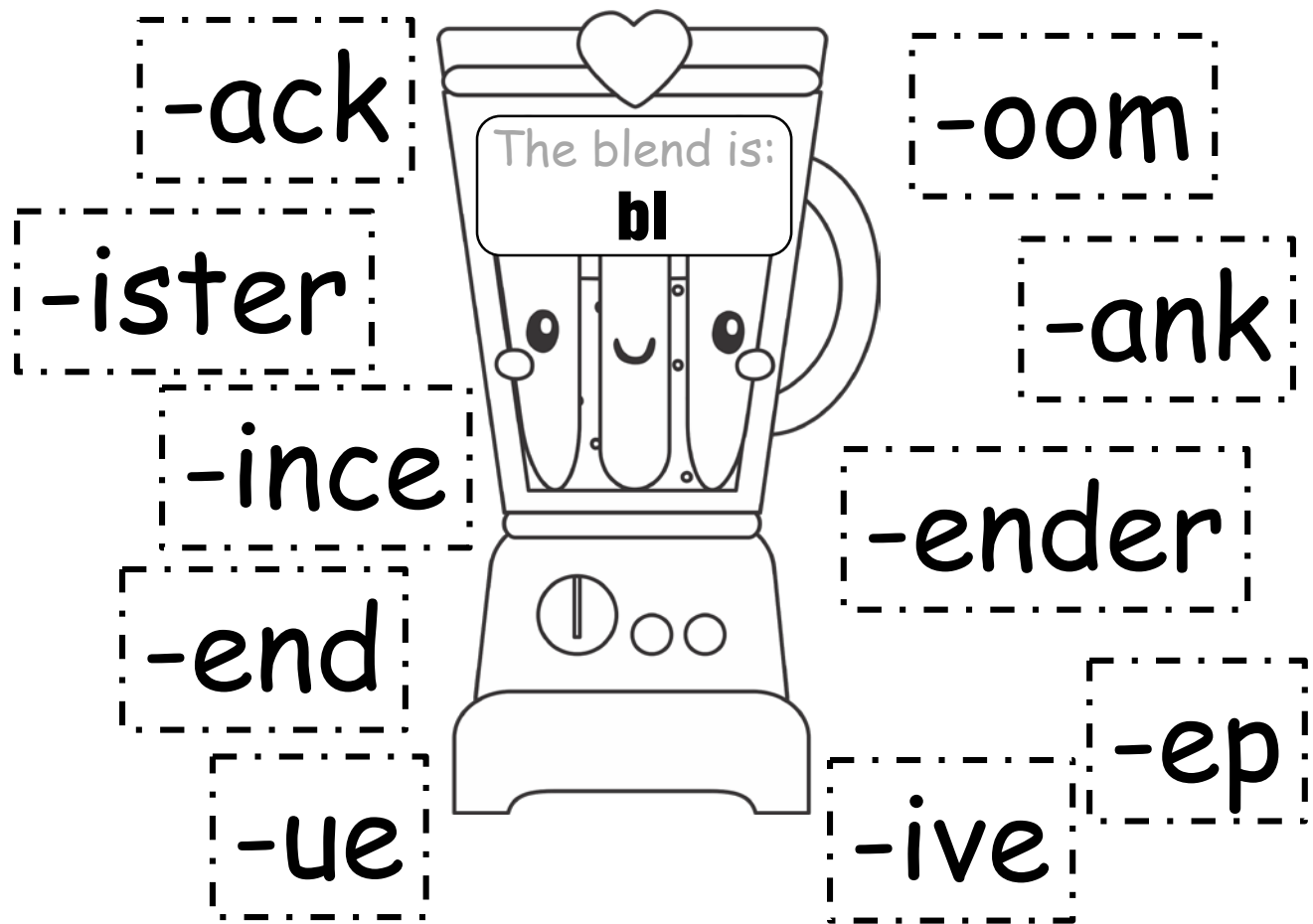
**Directions:** Fill the bubbles with words that start with the blend.



Name: \_\_\_\_\_

## “bl” Blender

**Directions:** Add the blend to the beginning of each box. Color the boxes that will make real words. Write the words below.



Write the real words in the box.



Name: \_\_\_\_\_

## “br” Blender

**Directions:** Add the blend to the beginning of each box. Color the boxes that will make real words. Write the words below.

-anch

-own

-op

-ue

-ain

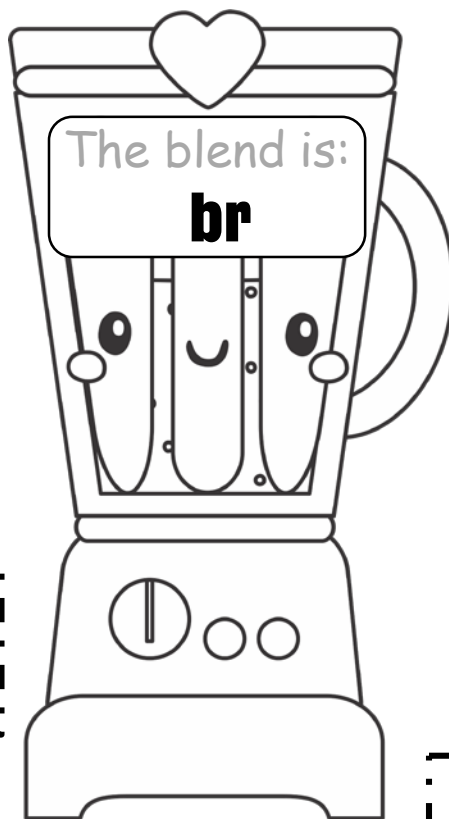
-id

-ince

-oom

-ead

-ush



Write the real words in the box.

Name: \_\_\_\_\_

## "cl" Blender

**Directions:** Add the blend to the beginning of each box. Color the boxes that will make real words. Write the words below.

-ap

-end

-ay

-ip

-oud

-ean

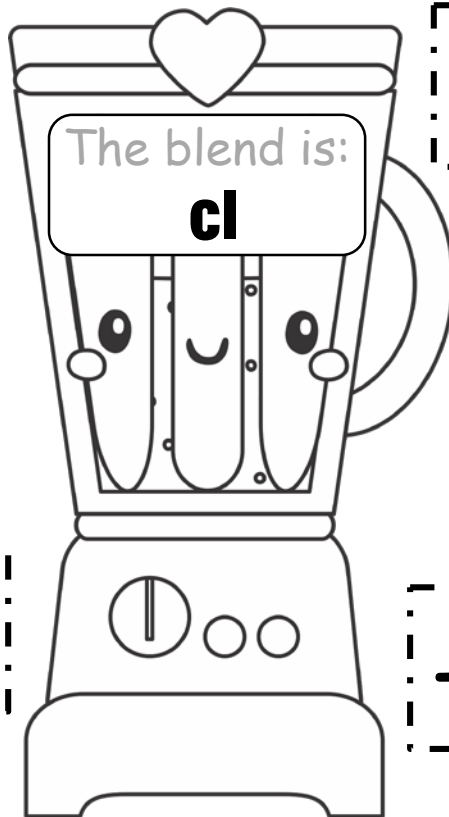
-ub

-oset

-ock

-own

-oom



Write the real words in the box.

Name: \_\_\_\_\_

## “dr” Blender

**Directions:** Add the blend to the beginning of each box. Color the boxes that will make real words. Write the words below.

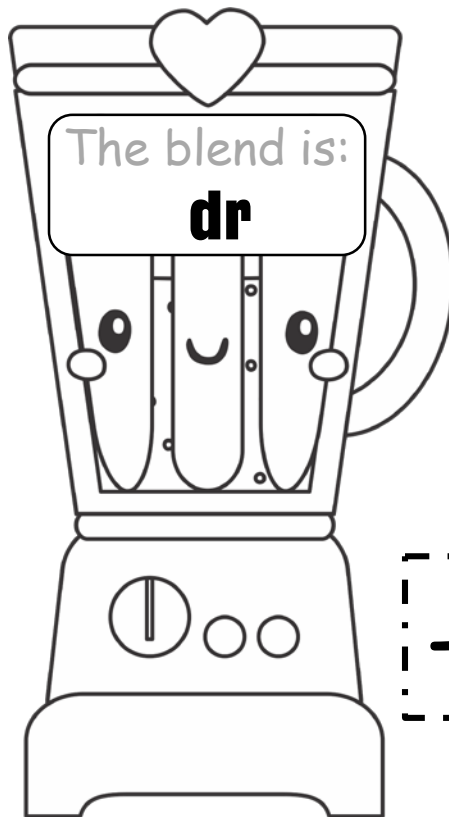
-eam

-ess

-ip

-ist

-ink



-um

-agon

-ong

-aw

-ive

Write the real words in the box.

Name: \_\_\_\_\_

## “fl” Blender

**Directions:** Add the blend to the beginning of each box. Color the boxes that will make real words. Write the words below.

-ap

-ag

-ean

-ip

-at

-in

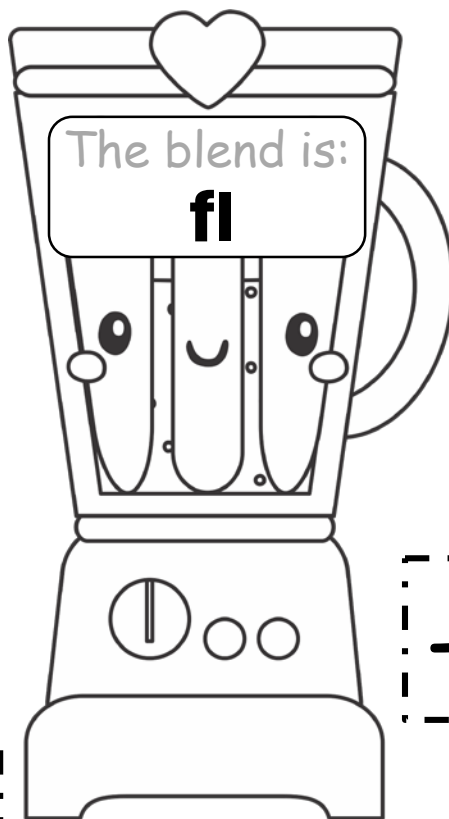
-avor

-ew

-ower

-ock

-ame



Write the real words in the box.

Name: \_\_\_\_\_

## "gr" Blender

**Directions:** Add the blend to the beginning of each box. Color the boxes that will make real words. Write the words below.

-ay

-ack

-ain

-ee

-ape

-een

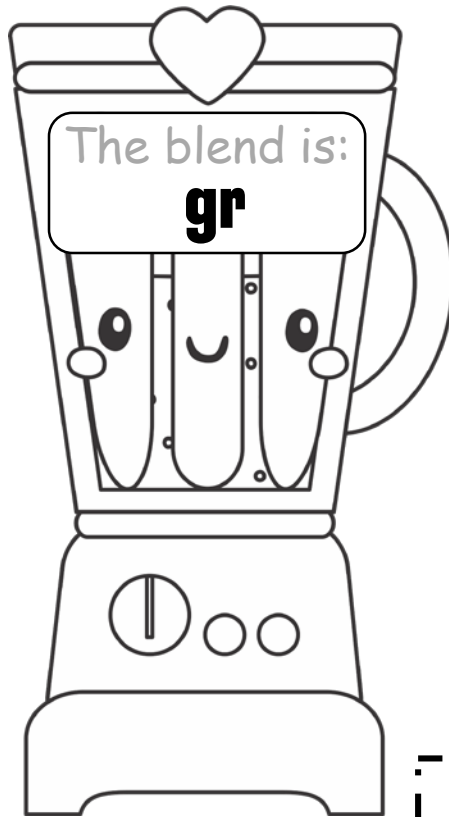
-ow

-y

-ip

-in

-eat



Write the real words in the box.

Name: \_\_\_\_\_

## “pl” Blender

**Directions:** Add the blend to the beginning of each box. Color the boxes that will make real words. Write the words below.

-ace

-an

-ide

-ay

-obe

-ow

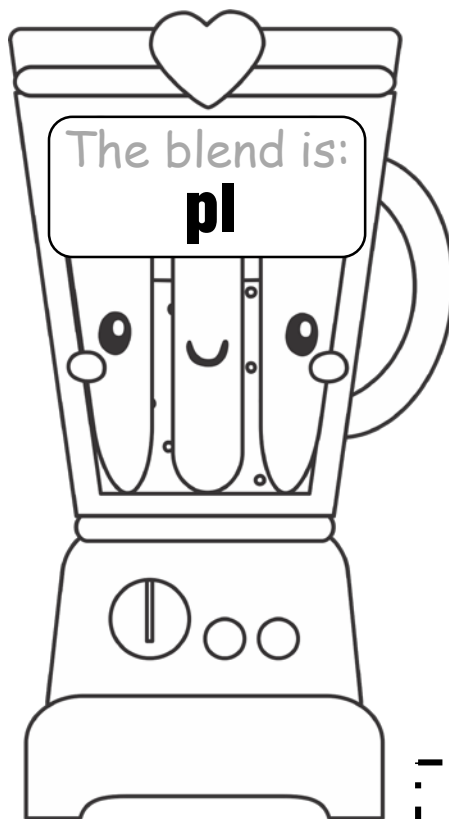
-ane

-ant

-um

-us

-ip



Write the real words in the box.

Name: \_\_\_\_\_

## **“sm” Blender**

**Directions:** Add the blend to the beginning of each box. Color the boxes that will make real words. Write the words below.

-ell

-ip

-id

-ooth

-all

-ap

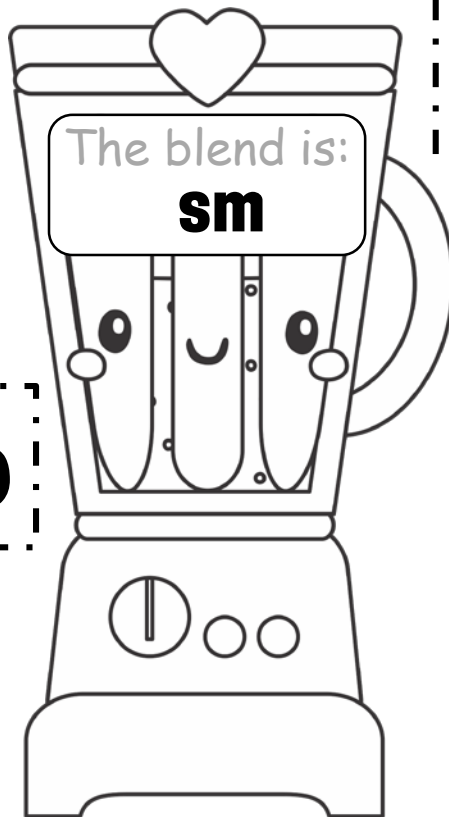
-ad

-art

-ash

-ile

-ull



Write the real words in the box.

Name: \_\_\_\_\_

## “sn” Blender

**Directions:** Add the blend to the beginning of each box. Color the boxes that will make real words. Write the words below.

-ack

-ow

-id

-ooth

-ail

-ap

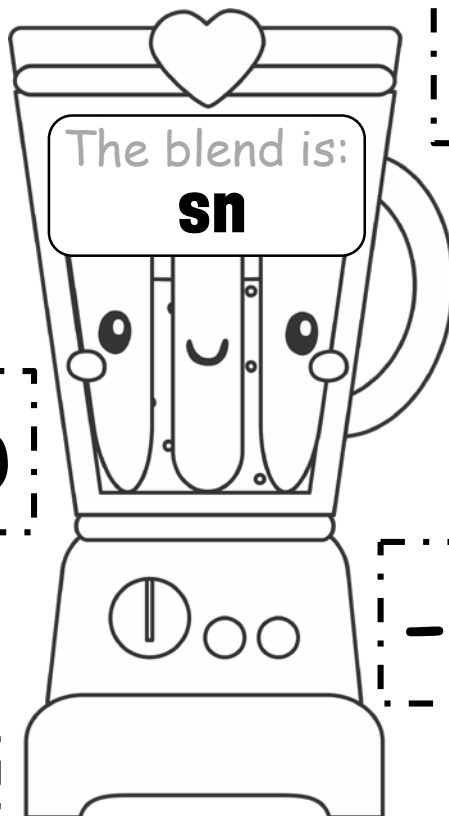
-ad

-ake

-owflake

-iff

-eak



Write the real words in the box.



Name: \_\_\_\_\_

## "sp" Blender

**Directions:** Add the blend to the beginning of each box. Color the boxes that will make real words. Write the words below.

-ack

-ill

-ace

-ooth

-ell

-ap

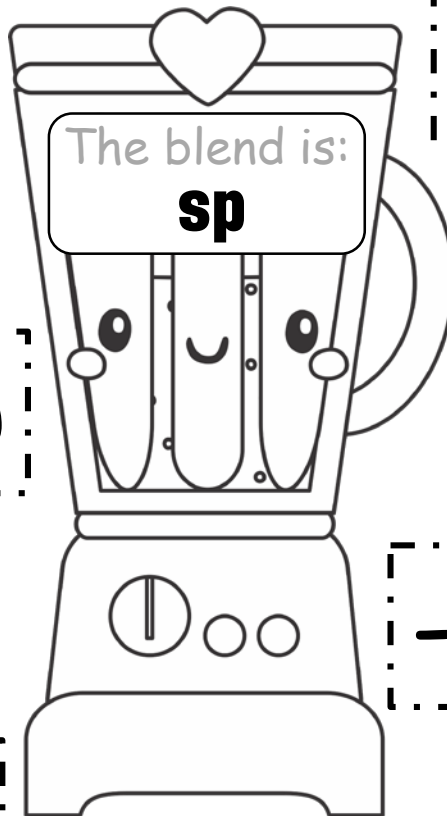
-ot

-end

-aghetti

-ider

-oon



Write the real words in the box.

Name: \_\_\_\_\_

## “st” Blender

**Directions:** Add the blend to the beginning of each box. Color the boxes that will make real words. Write the words below.

-ack

-ill

-and

-op

-ell

-ar

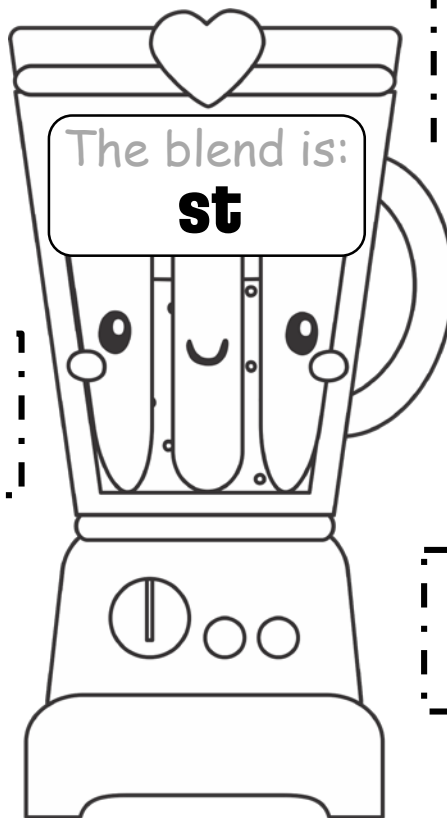
-orm

-em

-udent

-ick

-oon



Write the real words in the box.

Name: \_\_\_\_\_

## **“sw” Blender**

**Directions:** Add the blend to the beginning of each box. Color the boxes that will make real words. Write the words below.

-am

-itch

-and

-ift

-ell

-em

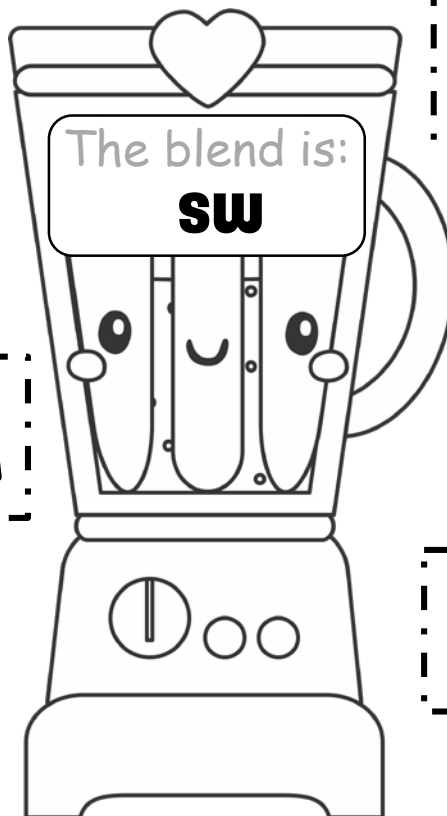
-irm

-eet

-eat

-ing

-eater



Write the real words in the box.

Name: \_\_\_\_\_

## “wr” Blender

**Directions:** Add the blend to the beginning of each box. Color the boxes that will make real words. Write the words below.

-ap

-ite

-ack

-ue

-ab

-ee

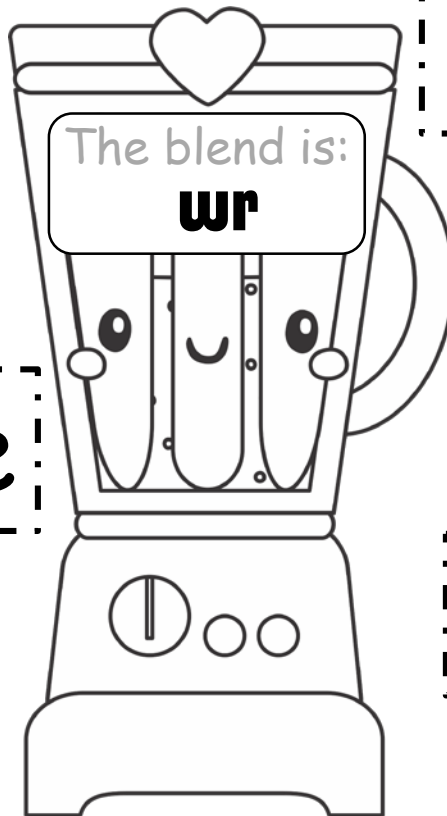
-ong

-ist

-ench

-eath

-inkle



Write the real words in the box.

Name: \_\_\_\_\_


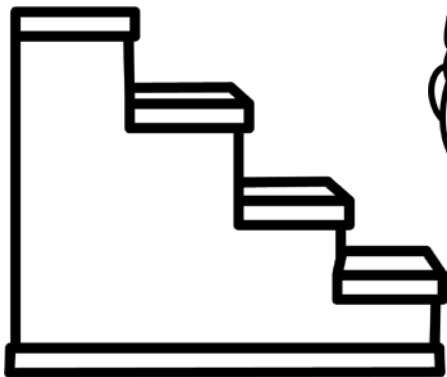


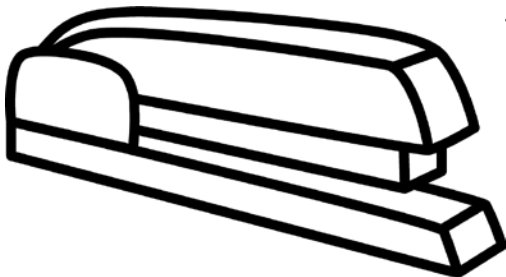
## Blend Blast

Directions: Color the pictures.

st = blue

sm = orange

sw = yellow





Name: \_\_\_\_\_

## Blend Blast

Directions: Color the pictures.

br = red  
cr = green  
dr = purple





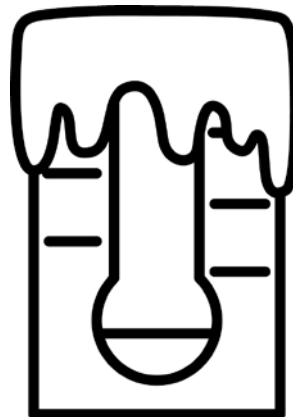


Name: \_\_\_\_\_

## Blend Blast

Directions: Color the pictures.

fr = blue  
pr = yellow  
tr = green





Name: \_\_\_\_\_

## Blend Blast

Directions: Color the pictures.

bl = blue  
cl = orange  
fl = red





Name: \_\_\_\_\_



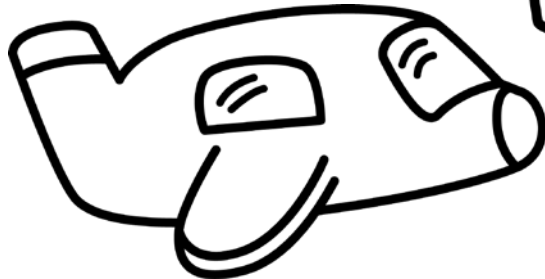
## Blend Blast

Directions: Color the pictures.

gl = yellow

pl = green

sl = purple



Name: \_\_\_\_\_

## Fill in the Blends


\_\_ice



\_\_ow



\_\_am



\_\_ute



\_\_ack



\_\_andma




Name: \_\_\_\_\_

## Fill in the Blends


\_\_ee



\_\_anch



\_\_ed




\_\_amingo



\_\_ove



\_\_etzel



Name: \_\_\_\_\_

## Fill in the Blends

