

# K4

# Sight Word

# Sentences

By Erica @ Confessions of a Homeschooler

Included in this download are 45 kindergarten level sight word practice sheets. Print on copy paper, then let your students fill out the worksheets to help practice writing, reading, and recognizing common sight words.

These worksheets can be used on their own, but they are intended to be used with my K4 Kindergarten curriculum. The words included in this download correlate directly with my K4 Kindergarten program.

If you would like more sight word worksheets, visit my website.

You can find the entire K4 Curriculum online at  
[www.confessionsofahomeschooler.com](http://www.confessionsofahomeschooler.com)

## **Erica Made Designs, LLC Terms of Use**

All downloads on [www.confessionsofahomeschooler.com](http://www.confessionsofahomeschooler.com) and its contents are copyright of Erica Made Designs, LLC © 2012. All rights reserved.

### **Personal Use Only:**

**My downloads are provided to you for your own personal use.** Accordingly, you agree that you will not copy, reproduce, alter, modify, create derivative works, or publicly display any content from my downloads, except for your own personal, non-commercial use. You may post pictures of your family using my downloads on your personal blog provided that Confessions of a Homeschooler is properly attributed in the post.

**No Redistribution.** You may not reproduce, repackage, or redistribute the contents of COAH downloads, in whole or in part, for any reason.

**No Commercial Use.** My downloads may not be used for commercial purposes. For example, you may not do any of the following: use the downloads to sell a product or service; use the download to increase traffic to your Web site for commercial reasons, such as advertising sales.

Any use of the downloads that infringes upon the intellectual property rights of Confessions of a Homeschooler or that is for commercial purposes will be investigated, and the owner shall have the right to take appropriate civil and criminal legal action.

### **Modifications of Terms.**

I shall have the right to modify the terms of this Agreement at any time, which modification shall be effective immediately and shall replace all prior Agreements.

### **You are more than welcome to:**

- Save the files on your computer and print off copies for yourself {or classroom} whenever you would like.
- Link directly to [my site {or blog}](#) , [www.confessionsofahomeschooler.com](http://www.confessionsofahomeschooler.com), to share my files with others.
- Write blog posts showing images of your students using my files as long as proper credit to Confessions of a Homeschooler is given.

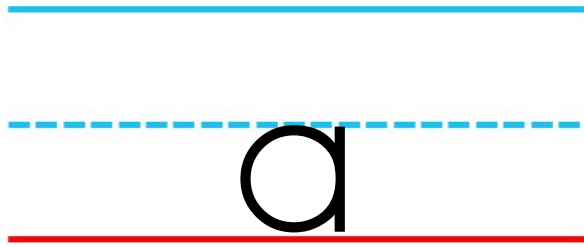
### **YOU MAY NOT:**

- Host any of my files on your own or other sites.
- **Alter** or **sell** any of my files.
- Sell files to make a profit: All files are for personal use only. You may NOT use my items for sale or profit. ~ i.e. print them off, laminate them and sell them to others.
- Transmit or store any resources on any other website or other form of electronic retrieval system.
- All downloads are copyright protected. Not to be distributed, transferred, or shared in any form.


**Clipart:** Clipart used by permission from [www.clipart.com](http://www.clipart.com)

If you have any questions please feel free to email me directly at [erica@confessionsofahomeschooler.com](mailto:erica@confessionsofahomeschooler.com). I will do my best to respond promptly.

Name: \_\_\_\_\_



That is a fast car!



Trace the word and read the word out loud.



Write the word and read the word out loud.




Cut out the letters at the bottom of the page and paste them in the right squares to complete the sentence:

That is  fast car.

Write your sight word on the blank lines to complete the sentence:

That is \_\_\_ fast car.

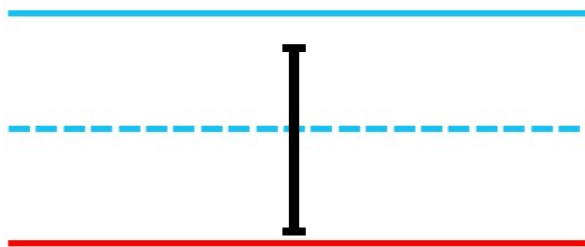
Write a sentence using your new sight word and read it out loud.



Cut out letter ->



Name: \_\_\_\_\_




I can jump  
very high!


Trace the word and read the word out loud.



Write the word and read the word out loud.



Cut out the letters at the bottom of the page and paste them in the right squares to complete the sentence:




can jump very high!

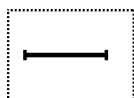
Write your sight word on the blank lines to complete the sentence:

— can jump very high!

Write a sentence using your new sight word and read it out loud.



Cut out letters -> 



Name: \_\_\_\_\_

to



This dude likes  
to skate!

Trace the word and read the word out loud.

to to to to to

Write the word and read the word out loud.

Cut out the letters at the bottom of the page and paste them in the right squares to complete the sentence:

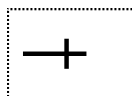
This dude likes   skate!

Write your sight word on the blank lines to complete the sentence:

This dude likes \_\_\_\_ skate!

Write a sentence using your new sight word and read it out loud.

Cut out letters -> ✂



Name: \_\_\_\_\_

do




Trace the word and read the word out loud.

do do do do do

Write the word and read the word out loud.

Cut out the letters at the bottom of the page and paste them in the right squares to complete the sentence:



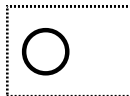
you brush well?

Write your sight word on the blank lines to complete the sentence:

\_\_\_ you brush well?

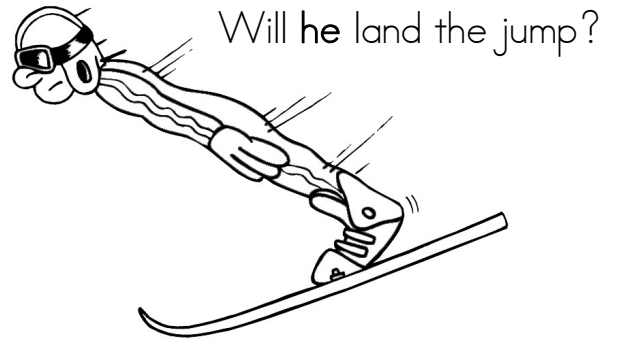
Write a sentence using your new sight word and read it out loud.

Cut out letters -> 



Name: \_\_\_\_\_

he



Trace the word and read the word out loud.

he he he he

Write the word and read the word out loud.

Cut out the letters at the bottom of the page and paste them in the right squares to complete the sentence:

Will   land the jump?

Write your sight word on the blank lines to complete the sentence:

Will \_\_\_\_ land the jump?

Write a sentence using your new sight word and read it out loud.

Cut out letters -> 



Name: \_\_\_\_\_

it

Look, it is super dog!



Trace the word and read the word out loud.

it it it it

Write the word and read the word out loud.

Cut out the letters at the bottom of the page and paste them in the right squares to complete the sentence:

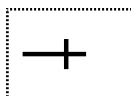
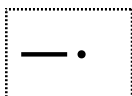
Look,   is Super Dog!

Write your sight word on the blank lines to complete the sentence:

Look, \_\_\_\_ is Super Dog!

Write a sentence using your new sight word and read it out loud.

Cut out letters -> 






Name: \_\_\_\_\_

on

The owl is on  
the book.



Trace the word and read the word out loud.

on on on on

Write the word and read the word out loud.

Cut out the letters at the bottom of the page and paste them in the right squares to complete the sentence:

The owl is   the book.

Write your sight word on the blank lines to complete the sentence:


The owl is \_\_\_\_ the book.

Write a sentence using your new sight word and read it out loud.



Name: \_\_\_\_\_

of



It is a school  
of fish.

Trace the word and read the word out loud.

of of of of of

Write the word and read the word out loud.

Cut out the letters at the bottom of the page and paste them in the right squares to complete the sentence:

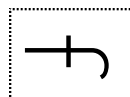
It is a school   fish.

Write your sight word on the blank lines to complete the sentence:

It is a school \_\_\_\_ fish!

Write a sentence using your new sight word and read it out loud.

Cut out letters -> 



Name: \_\_\_\_\_

The soup is in the pot.

in



Trace the word and read the word out loud.

in in in in in

Write the word and read the word out loud.

Cut out the letters at the bottom of the page and paste them in the right squares to complete the sentence:

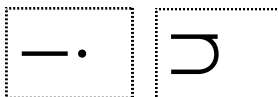
The soup is   the pot.

Write your sight word on the blank lines to complete the sentence:

The soup is \_\_\_\_ the pot.

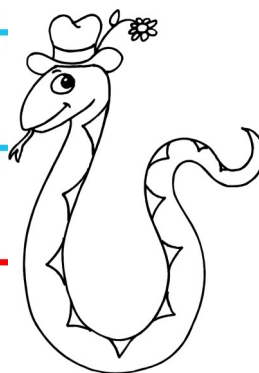
Write a sentence using your new sight word and read it out loud.

Cut out letters -> 



Name: \_\_\_\_\_

at



We saw a  
snake **at** the  
zoo.

Trace the word and read the word out loud.

at at at at at

Write the word and read the word out loud.


Cut out the letters at the bottom of the page and paste them in the right squares to complete the sentence:

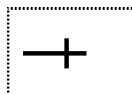
We saw a snake   the zoo.

Write your sight word on the blank lines to complete the sentence:

We saw a snake \_\_\_\_ the zoo.

Write a sentence using your new sight word and read it out loud.

Cut out letters -> 



Name: \_\_\_\_\_

we



We like to camp  
outside.

Trace the word and read the word out loud.

we

we

we

we

Write the word and read the word out loud.

Cut out the letters at the bottom of the page and paste them in the right squares to complete the sentence:



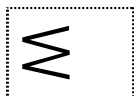
like to camp outside.

Write your sight word on the blank lines to complete the sentence:

\_\_\_ like to camp outside.

Write a sentence using your new sight word and read it out loud.

Cut out letters ->



Name: \_\_\_\_\_

is



That pig is  
very fat!

Trace the word and read the word out loud.

is is is is is

Write the word and read the word out loud.

Cut out the letters at the bottom of the page and paste them in the right squares to complete the sentence:

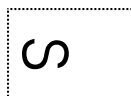
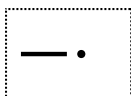
That pig   very fat!

Write your sight word on the blank lines to complete the sentence:

That pig \_\_\_\_ very fat!

Write a sentence using your new sight word and read it out loud.

Cut out letters -> 



Name: \_\_\_\_\_

up



The balloon will  
go up, up, up!

Trace the word and read the word out loud.

up

up

up

up

Write the word and read the word out loud.

Cut out the letters at the bottom of the page and paste them in the right squares to complete the sentence:

The balloon will go   !

Write your sight word on the blank lines to complete the sentence:

The balloon will go \_\_\_\_ !

Write a sentence using your new sight word and read it out loud.

Cut out letters -> 



Name: \_\_\_\_\_

be

It might be to small.



Trace the word and read the word out loud.

be be be be

Write the word and read the word out loud.

Cut out the letters at the bottom of the page and paste them in the right squares to complete the sentence:

It might  too small.

Write your sight word on the blank lines to complete the sentence:

It might \_\_\_\_ too small.

Write a sentence using your new sight word and read it out loud.

Cut out letters -> 





Name: \_\_\_\_\_

am

I am an artist.



Trace the word and read the word out loud.

am am am am am

Write the word and read the word out loud.

Cut out the letters at the bottom of the page and paste them in the right squares to complete the sentence:

I   an artist.

Write your sight word on the blank lines to complete the sentence:

I \_\_\_\_\_ an artist.

Write a sentence using your new sight word and read it out loud.

Cut out letters -> 



Name: \_\_\_\_\_

go



Let's go to  
the park!

Trace the word and read the word out loud.

go go go go

Write the word and read the word out loud.

Cut out the letters at the bottom of the page and paste them in the right squares to complete the sentence:

Let's   to the park!

Write your sight word on the blank lines to complete the sentence:

Let's \_\_\_\_ to the park!


Write a sentence using your new sight word and read it out loud.

Cut out letters ->



Name: \_\_\_\_\_

me



Trace the word and read the word out loud.

me me me me

Write the word and read the word out loud.

Cut out the letters at the bottom of the page and paste them in the right squares to complete the sentence:

Take   to your leader!

Write your sight word on the blank lines to complete the sentence:

Take \_\_\_\_ to your leader!

Write a sentence using your new sight word and read it out loud.


Cut out letters ->

me

to

Name: \_\_\_\_\_

SO



This burger looks  
so good!

Trace the word and read the word out loud.

SO

SO

SO

SO

SO

Write the word and read the word out loud.

Cut out the letters at the bottom of the page and paste them in the right squares to complete the sentence:

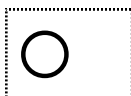
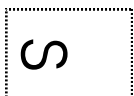
This burger looks   good!

Write your sight word on the blank lines to complete the sentence:

This burger looks \_\_\_\_ good!

Write a sentence using your new sight word and read it out loud.

Cut out letters ->



Name: \_\_\_\_\_

was



What **was** that  
thing?

Trace the word and read the word out loud.

was was was was

Write the word and read the word out loud.

Cut out the letters at the bottom of the page and paste them in the right squares to complete the sentence:

What    that thing?

Write your sight word on the blank lines to complete the sentence:

What \_\_\_\_\_ that thing?

Write a sentence using your new sight word and read it out loud.



Name: \_\_\_\_\_

the

He sleds down  
the hill.



Trace the word and read the word out loud.

the the the the

Write the word and read the word out loud.

Cut out the letters at the bottom of the page and paste them in the right squares to complete the sentence:

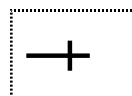
He sleds down    hill.

Write your sight word on the blank lines to complete the sentence:

He sleds down \_\_\_\_\_ hill.

Write a sentence using your new sight word and read it out loud.


Cut out letters -> 



Name: \_\_\_\_\_

she

She thinks **she** can fly!



Trace the word and read the word out loud.

she she she she

Write the word and read the word out loud.

Cut out the letters at the bottom of the page and paste them in the right squares to complete the sentence:

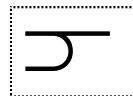
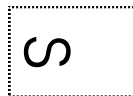
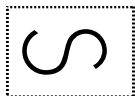
thinks    can fly!

Write your sight word on the blank lines to complete the sentence:

\_\_\_\_\_ thinks \_\_\_\_\_ can fly!

Write a sentence using your new sight word and read it out loud.

Cut out letters -> 



Name: \_\_\_\_\_

but

I like dogs,  
but I like  
cats too.



Trace the word and read the word out loud.

but but but but

Write the word and read the word out loud.

\_\_\_\_\_

Cut out the letters at the bottom of the page and paste them in the right squares to complete the sentence:

I like dogs,    I like cats too.

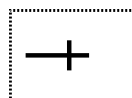
Write your sight word on the blank lines to complete the sentence:

I like dogs, \_\_\_\_\_ I like cats too.

Write a sentence using your new sight word and read it out loud.

\_\_\_\_\_

Cut out letters -> 






Name: \_\_\_\_\_

you

Do you like to skip?



Trace the word and read the word out loud.

you you you you

Write the word and read the word out loud.


Cut out the letters at the bottom of the page and paste them in the right squares to complete the sentence:

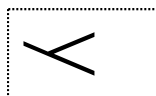
Do    like to skip?

Write your sight word on the blank lines to complete the sentence:

Do \_\_\_\_ like to skip?

Write a sentence using your new sight word and read it out loud.

Cut out letters -> 



Name: \_\_\_\_\_

for

What is that net for? .



Trace the word and read the word out loud.

for for for for

Write the word and read the word out loud.

Cut out the letters at the bottom of the page and paste them in the right squares to complete the sentence:


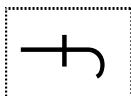
What is that net    ?

Write your sight word on the blank lines to complete the sentence:

What is that net \_\_\_\_ ?

Write a sentence using your new sight word and read it out loud.


Cut out letters ->



Name: \_\_\_\_\_

had

Mary had a little lamb.



Trace the word and read the word out loud.

had had had had

Write the word and read the word out loud.

Cut out the letters at the bottom of the page and paste them in the right squares to complete the sentence:

Mary    a little lamb.

Write your sight word on the blank lines to complete the sentence:

Mary \_\_\_ \_\_\_ \_\_\_ a little lamb.

Write a sentence using your new sight word and read it out loud.

Cut out letters -> 



Name: \_\_\_\_\_

and

I like milk and cookies!



Trace the word and read the word out loud.

and and and

Write the word and read the word out loud.

Cut out the letters at the bottom of the page and paste them in the right squares to complete the sentence:

I like milk 

--	--	--

 cookies.

Write your sight word on the blank lines to complete the sentence:

I like milk \_\_\_\_\_ cookies.

Write a sentence using your new sight word and read it out loud.

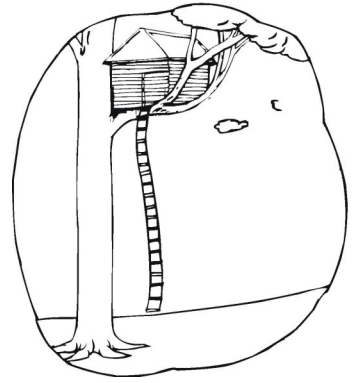
Cut out letters -> 



Name: \_\_\_\_\_

his

His house  
looks like



Trace the word and read the word out loud.

his his his his

Write the word and read the word out loud.

Cut out the letters at the bottom of the page and paste them in the right squares to complete the sentence:



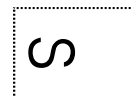
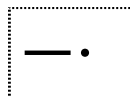
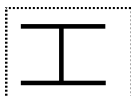
house looks like fun!

Write your sight word on the blank lines to complete the sentence:

\_\_\_\_\_ house looks like fun!


Write a sentence using your new sight word and read it out loud.

Cut out letters -> 



Name: \_\_\_\_\_

yes



The answer is  
yes!

Trace the word and read the word out loud.

yes

yes

yes

yes

Write the word and read the word out loud.


Cut out the letters at the bottom of the page and paste them in the right squares to complete the sentence:

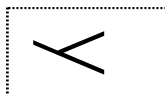
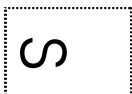
The answer is    !

Write your sight word on the blank lines to complete the sentence:

The answer is \_\_\_\_ !

Write a sentence using your new sight word and read it out loud.


Cut out letters -> 



Name: \_\_\_\_\_

Who **ate** my donut?

ate



Trace the word and read the word out loud.

ate ate ate ate

Write the word and read the word out loud.

Cut out the letters at the bottom of the page and paste them in the right squares to complete the sentence:

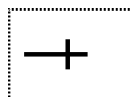
Who    my donut?

Write your sight word on the blank lines to complete the sentence:

Who \_\_\_\_\_ my donut?

Write a sentence using your new sight word and read it out loud.


Cut out letters -> 



Name: \_\_\_\_\_

big

That is a big fish!



Trace the word and read the word out loud.

big big big big

Write the word and read the word out loud.

Cut out the letters at the bottom of the page and paste them in the right squares to complete the sentence:

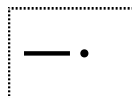
That is a    fish!

Write your sight word on the blank lines to complete the sentence:

That is a \_\_\_\_\_ fish!

Write a sentence using your new sight word and read it out loud.

Cut out letters -> 





Name: \_\_\_\_\_

can

He can go  
to the top.



Trace the word and read the word out loud.

can can can

Write the word and read the word out loud.


Cut out the letters at the bottom of the page and paste them in the right squares to complete the sentence:

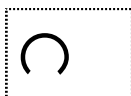
He    go to the top.

Write your sight word on the blank lines to complete the sentence:

He \_\_\_\_ go to the top.

Write a sentence using your new sight word and read it out loud.


Cut out letters -> 



Name: \_\_\_\_\_

eat

Can you **eat**  
that burger?



Trace the word and read the word out loud.

eat eat eat eat

Write the word and read the word out loud.

Cut out the letters at the bottom of the page and paste them in the right squares to complete the sentence:

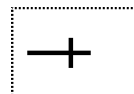
Can you       that burger?

Write your sight word on the blank lines to complete the sentence:

Can you    that burger?

Write a sentence using your new sight word and read it out loud.

Cut out letters -> 



Name: \_\_\_\_\_

get



I get up early  
each day.

Trace the word and read the word out loud.

get get get get

Write the word and read the word out loud.

Cut out the letters at the bottom of the page and paste them in the right squares to complete the sentence:

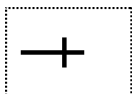
I    up early each day.

Write your sight word on the blank lines to complete the sentence:

I \_\_\_\_\_ up early each day.

Write a sentence using your new sight word and read it out loud.

Cut out letters -> 



Name: \_\_\_\_\_

new

We have a  
new baby.



Trace the word and read the word out loud.

new new new new

Write the word and read the word out loud.

Cut out the letters at the bottom of the page and paste them in the right squares to complete the sentence:

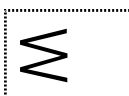

We have a       baby.

Write your sight word on the blank lines to complete the sentence:

We have a \_\_\_\_\_ baby.

Write a sentence using your new sight word and read it out loud.


Cut out letters -> ✂



Name: \_\_\_\_\_

Do not take a bite!

not



Trace the word and read the word out loud.

not not not not

Write the word and read the word out loud.


Cut out the letters at the bottom of the page and paste them in the right squares to complete the sentence:

Do    take a bite!

Write your sight word on the blank lines to complete the sentence:

Do \_\_\_\_ take a bite!

Write a sentence using your new sight word and read it out loud.

Cut out letters -> 

o


n

t

Name: \_\_\_\_\_

our

Is that our blue cow?



Trace the word and read the word out loud.

our our our our

Write the word and read the word out loud.

Cut out the letters at the bottom of the page and paste them in the right squares to complete the sentence:


Is that    blue cow?

Write your sight word on the blank lines to complete the sentence:

Is that \_\_\_ \_\_\_ \_\_\_ blue cow?

Write a sentence using your new sight word and read it out loud.


Cut out letters -> 



Name: \_\_\_\_\_

Who let that snake out?

out



Trace the word and read the word out loud.

out out out out

Write the word and read the word out loud.

Cut out the letters at the bottom of the page and paste them in the right squares to complete the sentence:

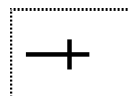
Who let that snake    ?

Write your sight word on the blank lines to complete the sentence:

Who let that snake \_\_\_\_\_ ?

Write a sentence using your new sight word and read it out loud.


Cut out letters -> 



Name: \_\_\_\_\_

sun

The sun is a cool dude.



Trace the word and read the word out loud.

sun sun sun sun

Write the word and read the word out loud.

Cut out the letters at the bottom of the page and paste them in the right squares to complete the sentence:

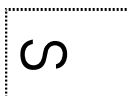
The    is a cool dude.

Write your sight word on the blank lines to complete the sentence:

The \_\_\_ \_\_\_ \_\_\_ is a cool dude.

Write a sentence using your new sight word and read it out loud.

Cut out letters ->





Name: \_\_\_\_\_

He **saw** a ghost!



sqw

Trace the word and read the word out loud.

Scw

S O W

Scow

s c w

Write the word and read the word out loud.

Cut out the letters at the bottom of the page and paste them in the right squares to complete the sentence:

He    a ghost.

Write your sight word on the blank lines to complete the sentence:

He \_\_\_\_\_ a ghost.

Write a sentence using your new sight word and read it out loud.

Cut out letters -> 



5

 $\Omega$ 

Name: \_\_\_\_\_

say



The dog will  
say stop!

Trace the word and read the word out loud.

say say say say

Write the word and read the word out loud.

Cut out the letters at the bottom of the page and paste them in the right squares to complete the sentence:

The dog will    stop.

Write your sight word on the blank lines to complete the sentence:

The dog will \_\_\_\_\_ stop.

Write a sentence using your new sight word and read it out loud.

Cut out letters -> 

s


o

y

Name: \_\_\_\_\_

see

The frog can see a fly.



Trace the word and read the word out loud.

see see see see

Write the word and read the word out loud.

Cut out the letters at the bottom of the page and paste them in the right squares to complete the sentence:

The frog can    a fly!

Write your sight word on the blank lines to complete the sentence:

The frog can \_\_\_\_\_ a fly!

Write a sentence using your new sight word and read it out loud.

Cut out letters ->

s

e

e

Name: \_\_\_\_\_

too

That duck is  
too loud!



Trace the word and read the word out loud.

too too too too

Write the word and read the word out loud.


Cut out the letters at the bottom of the page and paste them in the right squares to complete the sentence:

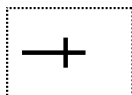
That duck is    loud!

Write your sight word on the blank lines to complete the sentence:

That duck is \_\_\_\_ loud!

Write a sentence using your new sight word and read it out loud.

Cut out letters -> 



Name: \_\_\_\_\_

are



Are you going  
to read all of  
those?

Trace the word and read the word out loud.

are are are are

Write the word and read the word out loud.

Cut out the letters at the bottom of the page and paste them in the right squares to complete the sentence:

--	--	--

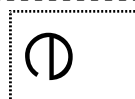

you going to read all of those?

Write your sight word on the blank lines to complete the sentence:

\_\_\_ \_\_\_ \_\_\_ you going to read all of those?

Write a sentence using your new sight word and read it out loud.

Cut out letters -> 



Name: \_\_\_\_\_

two



I can see two fish.

Trace the word and read the word out loud.

two two two two

Write the word and read the word out loud.


Cut out the letters at the bottom of the page and paste them in the right squares to complete the sentence:

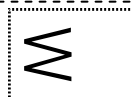
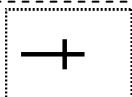
I can see    fish.

Write your sight word on the blank lines to complete the sentence:

I can see \_\_\_\_\_ fish.

Write a sentence using your new sight word and read it out loud.

Cut out letters -> 



Name: \_\_\_\_\_

who



Who will set the table?

Trace the word and read the word out loud.

who who who who

Write the word and read the word out loud.

Cut out the letters at the bottom of the page and paste them in the right squares to complete the sentence:

--	--	--

will set the table?

Write your sight word on the blank lines to complete the sentence:

\_\_\_\_ will set the table?

Write a sentence using your new sight word and read it out loud.

Cut out letters -> ✂

